

Representative Cameron Henry  
Chairman



Representative Franklin Foil  
Vice Chairman

# **FY17-18 Executive Budget Review Department of Public Safety**

**House Committee on Appropriations**  
Prepared by the House Fiscal Division

April 6, 2017

# TABLE OF CONTENTS

Department Organization	3
Department Functions	5
Budget History	7
Major Sources of Revenue	8
MOF Breakdown	11
Significant Adjustments	13
Expenditure Breakdown	19
Expenditure History	20
Other Charges	21
Agency Comparison	22
Discretionary/ Non-discretionary Funding	23
Personnel Information	24
State Supplemental Pay for Law Enforcement Officers and Firefighters	25
Trooper Manpower	26
Troopers on Patrol	27
Office of Motor Vehicles	29
Floods/Protests	30-31
Department Contacts	32

# DEPARTMENT ORGANIZATION



# DPS IMPACT ON CITIZENS

Highway Safety



Crime Lab



Motor Vehicle Registration



Arson Investigations



Drivers' Licensing



Gaming  
Enforcement



# DEPARTMENT FUNCTIONS

## Office of State Police

- The Louisiana State Police Traffic Enforcement Program is responsible for improving public safety through public education, training, and enforcement of statutes and regulations. This is accomplished by the following:
  - Patrolling state highways and assist local and municipal law enforcement upon request. State Police maintains a French Quarter presence and supplements local law enforcement efforts at large events like Mardi Gras. Additionally, coordinates oil spill efforts and maintains a hazardous materials response unit. Finally, State Police also enforce weights and standards laws.
- The Criminal Investigations Program is comprised of the following activities:
  - The Insurance Fraud Program maintains a database of reported and investigated fraud.
  - The Investigations Program coordinates multi-agency criminal investigations support. State Police investigates police shootings, corruption, politically sensitive cases, narcotics distribution, human trafficking, and prescription fraud.
  - The Investigative Support Program operates the Louisiana Fusion Center which coordinates criminal intelligence operations among state, local, and federal authorities.
- The Operational Support Program is comprised of the following activities:
  - DPS (Department of Public Safety) Police which patrol certain state buildings.
  - Crime Lab Services - the State Crime Lab tests crime scene evidence from around the state and includes DNA and ballistics analysis.
  - Support Services “Beans, Bullets and Boots” - provides equipment and supplies to troopers in the field.
  - Protective Services provides the Governor’s security detail.
- The Gaming Enforcement Program consists of Gaming Enforcement and Licensing.
  - Provides licensing and oversight of Louisiana’s 15 operating riverboats, 4 racetracks, and the New Orleans land-based casino, as well as approximately 2,100 video gaming establishments with 14,000 video poker devices.





# DEPARTMENT FUNCTIONS

## Office of Management and Finance

The OMF handles all administrative “back office” functions (Human Resources, Finance, Budget, Internal Audit) for the department, Governor’s Office of Homeland Security and Emergency Preparedness, and the Office of Juvenile Justice.

## Office of Motor Vehicles

The OMV performs the examination and licensing of operators of motor vehicles, the suspension and revocation of such licenses, issuance of vehicle title and registration certificates, license plates for all motor vehicles operated upon the highways of the state, recordation of liens against vehicles, and the collection of sales/use tax and other appropriate fees, all in accordance with applicable laws.

## Office of State Fire Marshal

The OSFM is charged with the responsibility of protecting the life and property of the citizens of this state from fire explosion and related hazards. The agency investigates potential arson, inspects carnival rides and air-supported amusement structures, reviews/approves commercial building plans and inspects commercial and public buildings for life safety code violations.

## Louisiana Gaming Control Board

The LGCB, pursuant to provisions of R.S. 27:15, has regulatory authority, control, and jurisdiction, including investigation, licensing, and enforcement over all aspects of gaming activities and operations. The board is responsible for denying gaming licensing or permits submitted by known disqualified and unsuitable persons.

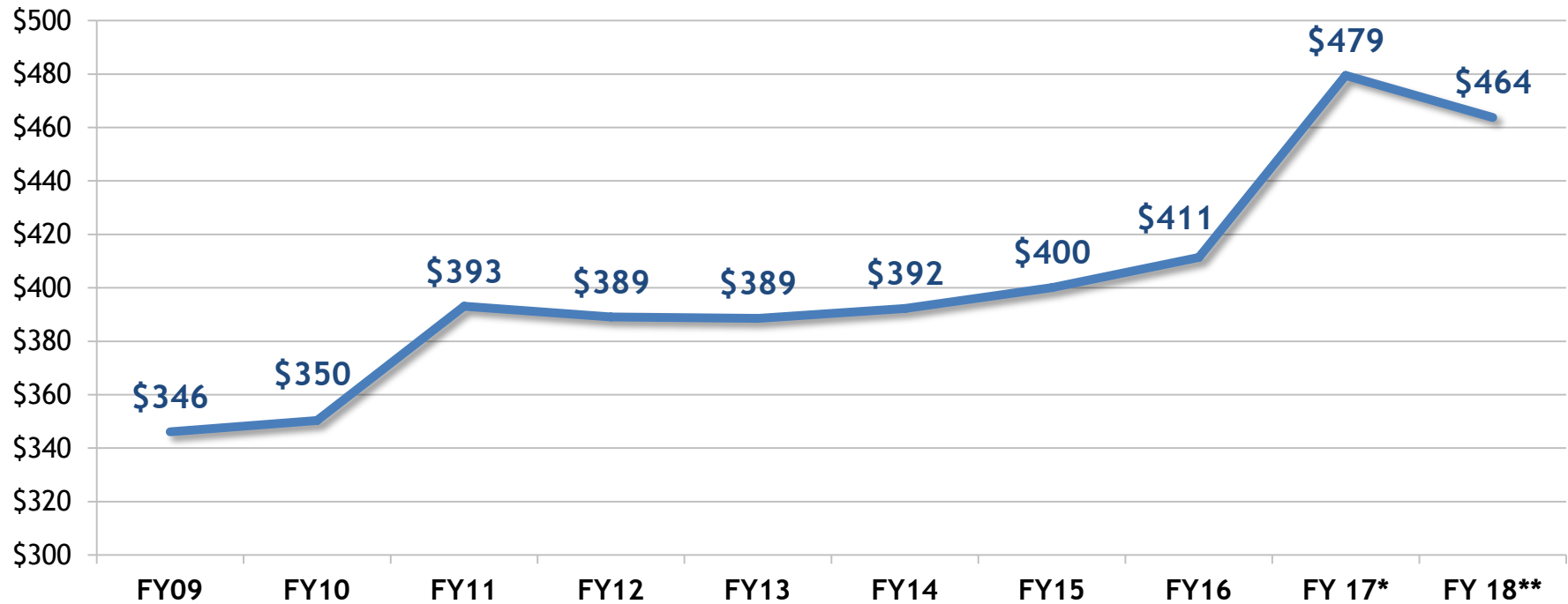
## Liquefied Petroleum Gas Commission

The LPGC promulgates and enforces rules that allow for the safe distribution, handling and usage of liquefied petroleum gases and anhydrous ammonia. This is accomplished through inspections of storage facilities, equipment, and examination of personnel engaged in the industry. The commission may fine businesses that improperly store, handle, or sell these products.

## Louisiana Highway Safety Commission

The LHSC program is a formula grant program in which federal funds are provided to states based on their population and road miles. These funds are passed through to other state agencies and are used for road safety projects and highway safety-programs.

# BUDGET HISTORY (IN MILLIONS)



Source: Executive Budget Supporting Documents

\* Existing Operating Budget as of 12/1/16

\*\* Governor's Executive Budget Recommendation

# MAJOR SOURCES OF REVENUE

## Self Generated \$178.9 Million

The department may collect on approximately 178 fees. The primary Fees & Self-generated Revenues are derived through the issuance of drivers license reinstatement fees, provision of drivers records to insurance companies, vehicle titles and various compulsory insurance administrative fees. The department collects a handling fee on all non-title motor vehicle transactions, inspection stickers, and State Fire Marshal license fees and reports.

## Interagency Transfers \$38.3 Million

The Interagency Transfers are from federal grants for specialized traffic enforcement from the Highway Safety Commission, Department of Transportation and Development, and the Department of Environmental Quality; from Department of Natural Resources for enforcement of the underground facilities damage prevention law; for security expenses from various state agencies housed in the Capitol Complex area; and homeland security funding from Governor's Office of Homeland Security and Emergency Preparedness for grants to local government.

## Stat Deds \$180.3 Million

The Department is funded through 28 Statutory Dedications which are detailed on page 10. The four largest are listed below:

River Boat Gaming Fund	\$63.7 million
Insurance Verification Fund	\$34.0 million
State Police Salary Fund	\$15.6 million
Louisiana Fire Marshal Fund	\$15.2 million

## Federal Funds \$47.8 million

The majority of the department's Federal Funding is provided by the Federal Department of Transportation under the authority of the Highway Safety Act of 1966 P.L. 89, Chapter 4, Title 23 USC.



# STATUTORY DEDICATIONS

Statutory Dedications	EOB 12/1/2016	Recommended	Change	% Change
Riverboat Gaming Enforcement Fund	\$72,769,918	\$63,754,141	(\$9,015,777)	(12.0%)
Insurance Verification System Fund	\$43,181,921	\$34,000,000	(\$9,181,921)	(21.3%)
Louisiana State Police Salary Fund	\$15,600,000	\$15,600,000	\$0	0.0%
Louisiana Fire Marshal Fund	\$16,800,000	\$15,200,000	(\$1,600,000)	(9.5%)
OMV Customer Service and Technology Fund	\$7,385,857	\$9,762,386	\$2,376,529	32.2%
Criminal Identification and Information Fund	\$8,320,184	\$7,876,386	(\$443,798)	(5.3%)
Video Draw Poker Device Fund	\$7,282,793	\$7,282,793	\$0	0.0%
Tobacco Tax Health Care Fund	\$6,812,851	\$5,213,229	(\$1,599,622)	(23.5%)
Concealed Handgun Permit Fund	\$3,671,925	\$4,606,546	\$934,621	25.5%
Insurance Fraud Investigation Fund	\$3,428,510	\$4,409,997	\$981,487	28.6%
Oil Spill Contingency Fund	\$2,655,747	\$2,655,747	\$0	0.0%
Unified Carrier Registration Agreement Fund	\$11,838,792	\$2,345,434	(\$9,493,358)	(80.2%)
Pari-mutuel Live Racing Fac. Gaming Control Fund	\$2,261,519	\$2,035,177	(\$226,342)	(10.0%)
Two Percent Fire Insurance Fund	\$1,750,000	\$1,750,000	\$0	0.0%

# STATUTORY DEDICATIONS CONTD.

Statutory Dedications	EOB 12/1/2016	Recommended	Change	% Change
LPG Commission Rainy Day Fund	\$1,057,588	\$893,190	(\$164,398)	(15.5%)
LA Life Safety & Property Protection Trust Fund	\$880,632	\$677,737	(\$202,895)	(23.0%)
Louisiana Towing and Storage Fund	\$431,113	\$427,000	(\$4,113)	(1.0%)
P.S. DWI Test Maintenance & Training Fund	\$394,074	\$415,505	\$21,431	5.4%
Department of Public Safety Peace Officers Fund	\$296,694	\$321,664	\$24,970	8.4%
Industrialized Building Program Fund	\$369,888	\$314,415	(\$55,473)	(15.0%)
Motorcycle Safety & Operator Train. Prog. Fund	\$135,999	\$292,077	\$156,078	114.8%
Louisiana Manufactured Hosing Commission Fund	\$251,202	\$181,482	(\$69,720)	(27.7%)
Explosives Trust Fund	\$603,128	\$156,868	(\$446,260)	(74.0%)
Right to Know Fund	\$0	\$71,052	\$71,052	0.0%
Hazardous Materials Emergency Response Fund	\$205,502	\$31,737	(\$173,765)	(84.6%)
Underground Damages Prevention Fund	\$81,519	\$29,684	(\$51,835)	(63.6%)
Sex Offender Registry Technology Fund	\$25,000	\$25,000	\$0	0.0%
<b>Totals</b>	<b>\$208,492,356</b>	<b>\$180,329,247</b>	<b>(\$28,163,109)</b>	<b>(13.5%)</b>

# MEANS OF FINANCE BREAKDOWN

Means of Financing	FY 15-16 Prior Year Actual Expenditures	FY 16-17 Existing Operating Budget 12/1/16*	FY 17-18 Executive Budget Recommendation	\$ Change from Existing	% Change from Existing
State General Fund	\$0	\$32,361,099 *	\$18,490,506	(\$13,870,593)	(42.9%)
Interagency Transfers	\$23,644,525	\$38,258,311	\$38,258,311	\$0	0.0%
Fees and Self-Gen Rev.	\$154,929,243	\$151,286,122	\$178,883,878	\$27,597,756	18.2%
Statutory Dedications	\$202,475,608	\$208,492,356	\$180,329,247	(\$28,163,109)	(13.5%)
Federal Funds	\$30,344,949	\$49,067,423	\$47,823,117	(\$1,244,306)	(2.5%)
<b>Total Means of Finance</b>	<b>\$411,394,325</b>	<b>\$479,465,311</b>	<b>\$463,785,059</b>	<b>(\$15,680,252)</b>	<b>(3.3%)</b>
State Effort	\$357,404,851	\$392,139,577	\$377,703,631	(\$14,435,946)	(3.7%)

\*At the 1/13/2017 REC meeting \$27.2 million in fees classified as SGF was moved to FSGR, leaving only \$100k in SGF, as can be seen on the next page. Therefore, the \$18.5 million SGF recommendation is new funding and not related to the SGF moved to FSGR (see page 14 for more detail).

# MEANS OF FINANCE BREAKDOWN - AFTER DEFICITS

Means of Financing	FY 15-16 Prior Year Actual Expenditures	FY 16-17 Existing Operating Budget 3/1/17	FY 17-18 Executive Budget Recommendation	\$ Change from Existing 3/1/17	% Change from Existing 3/1/17
State General Fund	\$0	\$100,000	\$18,490,506	\$18,390,506	18,390.5%
Interagency Transfers	\$23,644,525	\$38,258,311	\$38,258,311	\$0	0.0%
Fees and Self-Gen Rev.	\$154,929,243	\$177,060,718	\$178,883,878	\$1,823,160	1.0%
Statutory Dedications	\$202,475,608	\$208,809,480	\$180,329,247	(\$28,480,233)	(13.6%)
Federal Funds	\$30,344,949	\$49,067,423	\$47,823,117	(\$1,244,306)	(2.5%)
<b>Total Means of Finance</b>	<b>\$411,394,325</b>	<b>\$473,295,932</b>	<b>\$463,785,059</b>	<b>(\$9,510,873)</b>	<b>(2.0%)</b>
State Effort	\$357,404,851	\$385,970,198	\$377,703,631	(\$8,266,567)	(2.1%)

**1<sup>st</sup> Deficit**  
**(\$2.7 million)**  
 Delayed computer  
 software acquisitions.

**2<sup>nd</sup> Deficit**  
**(\$9.5 million)**  
 Delayed technology  
 and software  
 upgrades.

These comparisons are to the Existing Operating Budget at March 1, 2017 which includes all adjustments since December 1, 2016 including the two mid-year deficit reductions.

# SIGNIFICANT ADJUSTMENTS



**\$5.1 M**  
FSGR/SD

OPB made the following salary and related benefits adjustments which net to a \$5.1 million decrease:

\$163,943	Civil Service Training Series
(\$854,290)	Related Benefits Base
(\$1,941,488)	Retirement Rate
(\$1,024,166)	Salary Base
<u>(\$1,421,978)</u>	Attrition
(\$5,077,979)	Net Total

The Civil Service Training Series is a job progression with title and step increases that are automatically granted if the employee earns a satisfactory performance evaluation. The retirement rate for Civil Service employees increased from 35.8% to 37.8%, while the rate for State Troopers decreased from 51.2% to 47.4%.

# ADDITIONAL STATE GENERAL FUNDS

- On 1/13/17 State Police had \$27.1 million from Certification Title Fees authorized by Act 110 of 2015 classified as State General Fund.
- At the 1/13/17 Revenue Estimating Conference meeting, the \$27.1 million in State General Fund was reclassified as Fees and Self-Generated Revenues.
- This reduced the State General Fund to \$100,000. The remaining \$100,000 was in the Office of Motor Vehicles for organ donor awareness.
- Fees and Self-Generated then increased by \$27.1, from a budget of \$151.3M to a total of \$178.4 (funds formally moved through a BA-7)
- In FY 18, the Executive Budget Recommendation includes \$18.5 million in State General Fund that is not associated with the Title Fee. These are new State General Funds.



# SIGNIFICANT ADJUSTMENTS



\$6M  
FSGR

Additional authority to accept payments from the City of New Orleans for the reimbursement for Troop N (troopers stationed in the French Quarter). This annualizes a FY 17 BA-7.



\$5.7M  
FSGR

Provides funding for 400 replacement vehicles and 10 motorcycles through the Louisiana Equipment Acquisition Fund (LEAF) for the Office of State Police.



\$1.4M  
FSGR

Funding for a State Police Training Academy. This is in addition to \$5 million in recurring funds. Conducting an academy costs \$6.4M.



\$1.2M  
FSGR

Funding for the Office of Motor Vehicles to replenish supplies that were depleted by the increase in motor vehicle registrations after the 2016 floods.

# SIGNIFICANT ADJUSTMENTS



**\$2.9M**  
FSGR/SD

Software acquisition upgrades for the Automated Fingerprint Identification System (AFIS), Peak Performance Solution software for the National Crime Information Center (NCIC), and a replacement for the state's integrated gaming tracking software.



**\$2.2M**  
SD

Reduction in the Louisiana State Fire Marshal Fund because of a reduction in the forecast by the Revenue Estimating Conference because fire insurance fees have decreased in both amounts and collections.



**\$200,000**  
SD

Reduction in the Liquefied Petroleum Gas Commission Rainy Day Fund because of a reduction in the forecast by the Revenue Estimating Conference because of better compliance and fewer penalties.

# NON-RECURRING ADJUSTMENTS



**\$11.1M**  
FSGR

This adjustment annualizes FY 17 mid-year reductions by non-recurring funding for a Computer Aided Dispatch System upgrade (\$2m), an eCitation system (\$4.7m) and a records management system (\$4.4m).



**\$3.2M**  
FSGR/SD/FED

This adjustment non-recurs acquisitions and major repairs.



**\$11.4M**  
SGF

This adjustment non-recurs Louisiana Wireless Information Network (LWIN) funding.



**\$100,000**  
SGF

This adjustment non-recurs funding provided to the Legacy Foundation for organ donor awareness.

# MEANS OF FINANCE ADJUSTMENTS



Self- Gen.

Stat. Ded.

In the Office of State Police, increases Self-Generated Revenues to budget an increase in the Certificate of Title Fee as authorized by Act 110 of 2015 and to replace \$28.6 million in Statutory Dedications reduced as a result of the official REC forecast adopted on January 13, 2017.



Self- Gen.

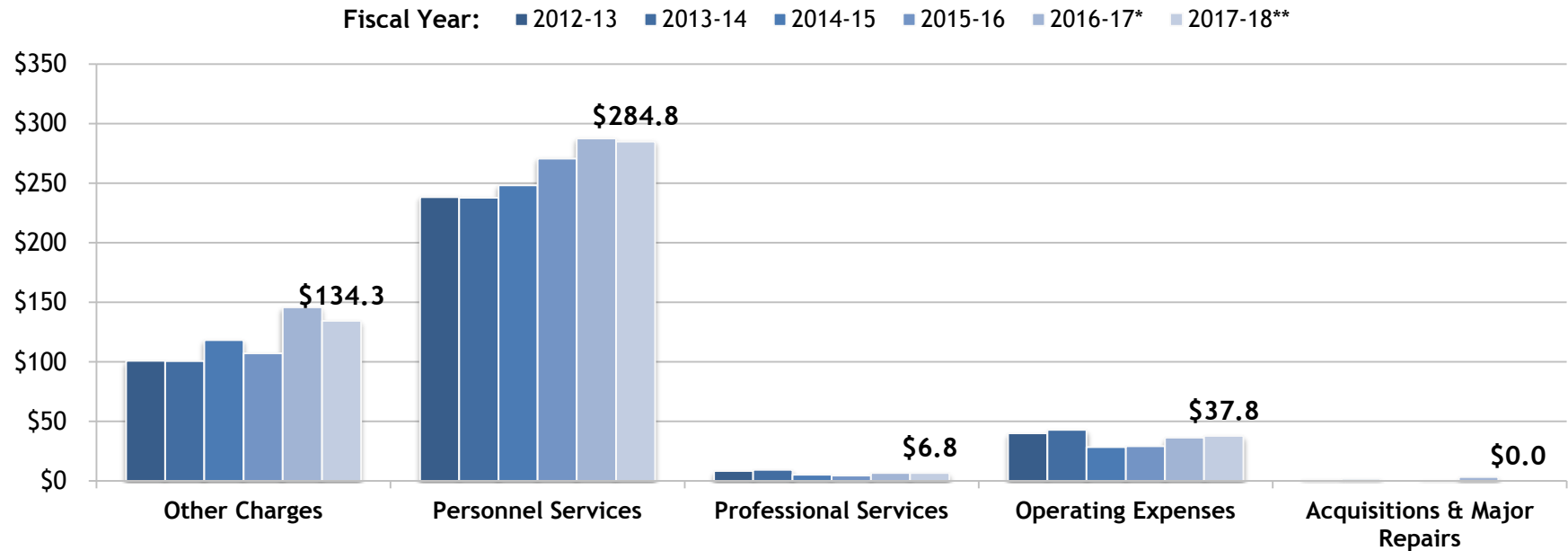
Stat. Ded.

Decreases Fees and Self-Generated Revenues by \$2.4 million and increases OMV Customer Service and Technology Funds by a like amount because of a Estimating Conference projected shortfall.

# EXPENDITURE BREAKDOWN

Expenditure	FY 15-16 Prior Year Actual Expenditures	FY 16-17 Existing Operating Budget	FY 17-18 Executive Budget Recommendation	\$ Change from Existing	% Change from Existing
Salaries	\$160,866,179	\$173,516,715	\$174,482,487	\$965,772	0.6%
Other Compensation	\$6,309,803	\$6,608,636	\$6,608,636	\$0	0.0%
Related Benefits	\$103,385,100	\$107,321,863	\$103,746,376	(\$3,575,487)	(3.3%)
Travel	\$1,128,827	\$1,502,456	\$1,564,956	\$62,500	4.2%
Operating Services	\$14,679,039	\$16,872,195	\$16,947,625	\$75,430	0.4%
Supplies	\$13,364,549	\$17,894,757	\$19,308,162	\$1,413,405	7.9%
Professional Services	\$4,423,364	\$6,724,780	\$6,793,130	\$68,350	1.0%
Other Charges	\$107,220,049	\$145,780,674	\$134,333,687	(\$11,446,987)	(7.9%)
Acq/Major Repairs	\$17,415	\$3,243,235	\$0	(\$3,243,235)	(100.0%)
Unallotted	\$0	\$0	\$0	\$0	0.0%
<b>Total Expenditures</b>	<b>\$411,394,325</b>	<b>\$479,465,311</b>	<b>\$463,785,059</b>	<b>(\$15,680,252)</b>	<b>(3.3%)</b>
Authorized Positions	2,414	2,514	2,514	0	0.0%

# EXPENDITURE HISTORY



Source: Executive Budget Supporting Documents

\* Existing Operating Budget as of 12/1/16

\*\* Governor's Executive Budget Recommendation



# OTHER CHARGES

AMOUNT	DESCRIPTION
\$58,841,303	Transfer payments to other state agencies.
\$28,813,786	Highway Safety Grants.
\$16,943,515	Radio and communications maintenance.
\$6,535,083	Miscellaneous expenditures throughout the department.
\$11,200,000	Unfunded IAT authority for emergencies or disasters.
\$12,000,000	Grant expenditures including the Motor Carrier Safety Assistance Program (MCSAP), Hazardous Materials Emergency Preparedness Program, Stationary/Mobile Scales, Transportation and Environmental Safety Section (TESS) and the Governor's Office of Homeland Security and Emergency Preparedness (GOHSEP).
\$134,333,687	<b>TOTAL</b>

Source: Executive Budget Supporting Documents

# AGENCY COMPARISONS

AGENCIES	FY 16-17	FY 17-18	DIFFERENCE
Office of State Police	\$330,273,205	\$313,890,270	(\$16,382,935)
Office of Motor Vehicles	\$54,585,126	\$57,630,090	\$3,044,964
Louisiana Highway Safety Commission	\$37,869,356	\$37,904,090	\$34,734
Office of Management and Finance	\$28,732,629	\$28,956,728	\$224,099
State Fire Marshal	\$25,693,412	\$23,265,234	(\$2,428,178)
Liquefied Petroleum Gas Commission	\$1,418,032	\$1,253,634	(\$164,398)
La. Gaming Control Board	\$893,551	\$885,013	(\$8,538)
<b>TOTAL</b>	<b>\$479,465,311</b>	<b>\$463,785,059</b>	<b>(\$15,680,252)</b>

Note: See pages 13-16 for explanation of major changes.

# DISCRETIONARY/NON-DISCRETIONARY FUNDING

## TOTAL BUDGET

**\$463.8 Million**

**\$ 38.3 Million IAT  
Double Count**

**\$ 425.5  
Million  
Remaining**

Self Generated  
Revenue  
**\$ 178.9 Million**

Statutory  
Dedications  
**\$ 180.3 Million**

Federal Funds  
**\$ 47.8 Million**

State General Fund  
**\$ 18.5 Million**

**Non Discretionary  
\$ 0**

**Discretionary  
\$ 18.5 Million**

Traffic Enforcement Program  
**\$7.5 Million**

Criminal Investigation  
Program  
**\$ 1,983**

Operational Support Program  
**\$ 10.8 Million**

Gaming Enforcement  
Program  
**\$ 226,000**

Source: Office of Planning and Budget

# PERSONNEL INFORMATION

## Personnel/Budget Ratio

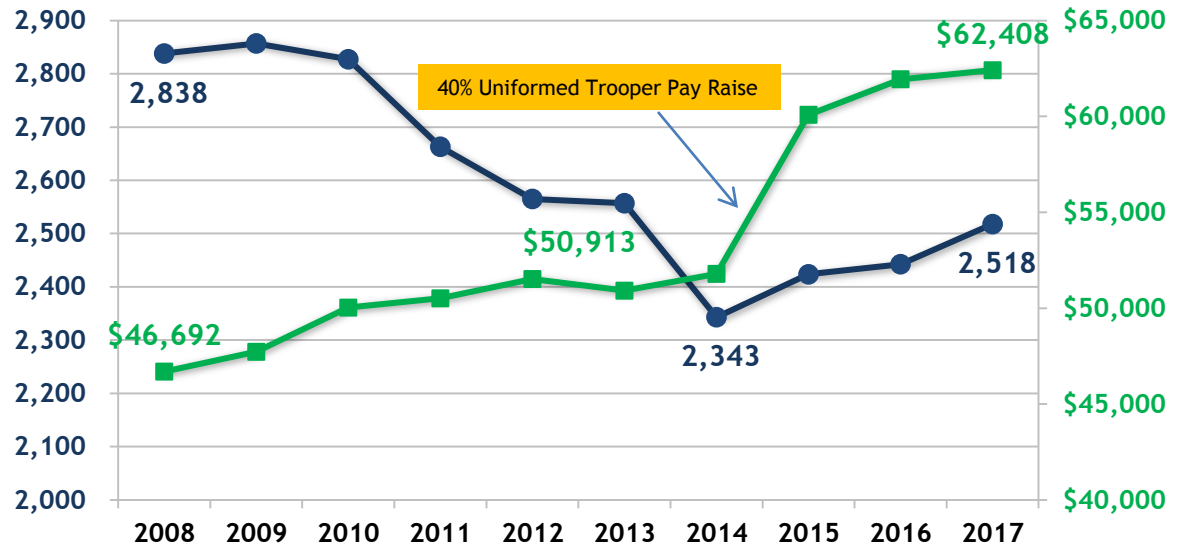
\$181.1 M	Salaries and Other Comp.
+ \$103.7 M	Related Benefits
= \$284.8 M	Total Personnel Services

**86.5% of budget expenditures**  
(excluding Other Charges)

## Authorized Positions

- 2,514 (2,491 classified and 23 unclassified)
- DPS had 94 vacancies as of 1/27/2017
- 0 Other Charges Positions
- 55 Non-TO Positions

## 10 Year FTE Positions/Avg Salary



Source: FTE and Average Salary data provided by the Dept. of Civil Service

# STATE SUPPLEMENTAL PAY FOR LAW ENFORCEMENT OFFICERS AND FIREFIGHTERS

Expenditure	FY 15-16 Prior Year Actual Expenditures	FY 16-17 Existing Operating Budget	FY 17-18 Executive Budget Recommendation	Number of Budgeted Employees
Municipal Police	\$ 35,072,204	\$ 35,774,083	\$ 35,774,083	5,962
Firefighters	\$ 33,952,424	\$ 33,522,000	\$ 33,522,000	5,587
Constables and Justices of the Peace	\$ 947,058	\$ 1,027,452	\$ 1,027,452	856
Deputy Sheriffs	\$ 52,616,000	\$ 53,716,000	\$ 53,716,000	8,953
<b>TOTAL EXPENDITURES</b>	<b>\$ 122,587,686</b>	<b>\$ 124,039,535</b>	<b>\$ 124,039,535</b>	<b>21,358</b>

R.S. 40:1666 establishes supplemental payments to provide additional compensation for local municipal police officers, firefighters, deputy sheriffs and justices of the peace. To qualify for state supplemental pay municipal police officers and deputy sheriffs must be Police Officer Standard Training (P.O.S.T) certified and have one year of service. Municipal Firefighters must complete and pass a certified fireman's training program and have one year of service. Supplemental payments in FY 2016-2017 are at a uniform rate of \$500 per month for eligible municipal firefighter or police officer and deputy sheriff. Payments for constables and justices of the peace are \$100 per month. Most other states do not offer this kind of supplemental pay.

# HISTORICAL TROOPER STRENGTH

FISCAL YEAR	Traffic Enforcement	Criminal Investigations	Operational Support	Gaming Enforcement	Training Academy	TOTAL Filled Positions	Vacant	% Vacant
2016-2017	725	130	125	93	N/A	1,073	(12)	(1.1%)
2015-2016	737	130	84	87		1,038	(11)	(1.0%)
2014-2015	691	131	85	85		992	(12)	(1.2%)
2013-2014	624	131	64	90	11	920	(121)	(11.6%)
2012-2013	659	149	64	93	10	975	(99)	(9.2%)
2011-2012	682	153	68	98	11	1,012	(62)	(5.8%)
2010-2011	713	159	74	100	16	1,062	(53)	(4.8%)
2009-2010	727	158	75	131	17	1,108	(33)	(2.9%)
2008-2009	687	163	78	136	20	1,084	(69)	(6.0%)

Source: DPS Human Resources

Trooper strength measures the number of troopers in the Office of State Police programs over a 9-year period.



# TROOPERS ON PATROL

FISCAL YEAR	Trooper Patrol Strength <i>(subset of Traffic)</i>	TOTAL Filled & Vacant Positions	% On Patrol
2016-2017	678	1,085	62%
2015-2016	700	1,049	67%
2014-2015	660	1,004	66%
2013-2014	574	1,041	55%
2012-2013	574	1,074	53%
2011-2012	598	1,074	56%
2010-2011	661	1,115	59%
2009-2010	675	1,141	59%
2008-2009	653	1,153	57%

Source: DPS Human Resources

Approximately 2/3 of total trooper strength are in patrol-related activities.

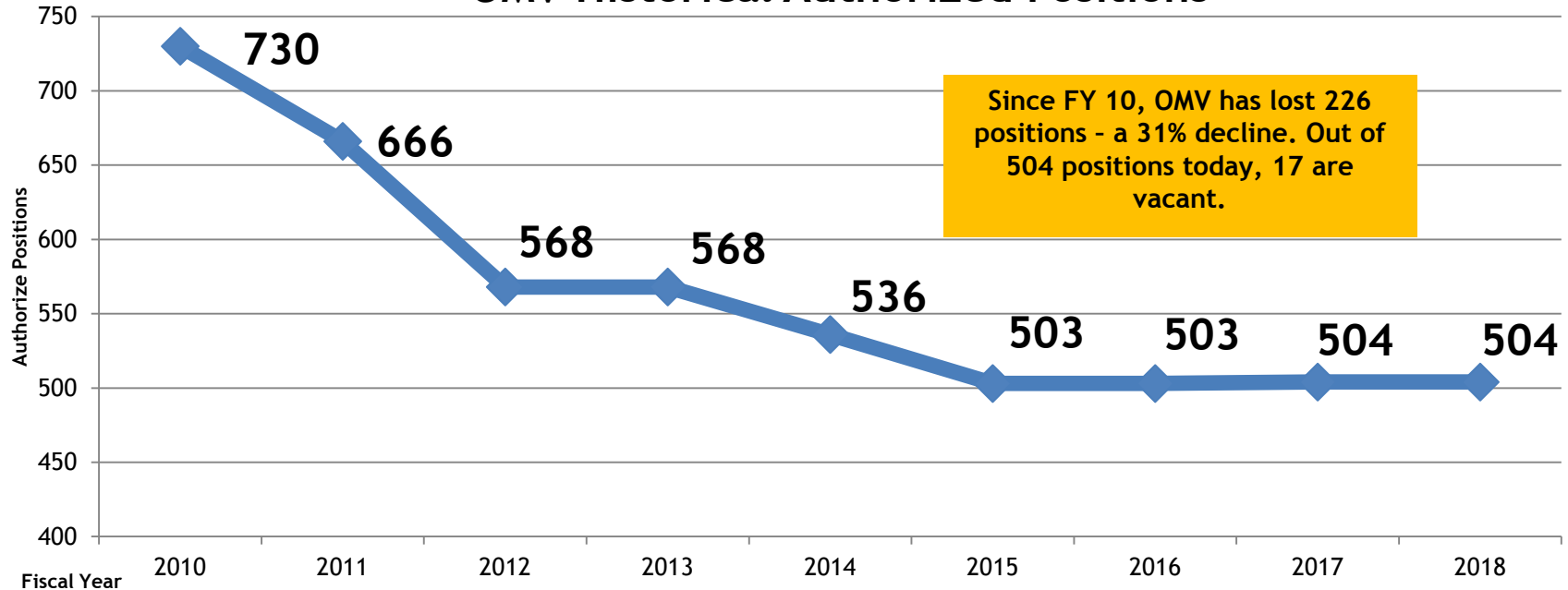


# TROOP N - FRENCH QUARTER

- The Office of State Police stations approximately 28 troopers in the French Quarter to supplement local New Orleans Police Department personnel.
- The City of New Orleans raises approximately \$4.5 million annually from a tax on French Quarter businesses to pay for troopers.
- Costs are running approximately \$6 million annually to keep the troopers in the French Quarter.

# OFFICE OF MOTOR VEHICLES

## OMV Historical Authorized Positions



Source: Office of Planning and Budget Supporting Document

# FY 17 FLOOD EXPENSES

Agency	Salaries	Overtime	Wages	Benefits	Travel	Operating Services/ Supplies	TOTAL
OMF	\$ 10,343	\$ 24,605	\$ 11,096	\$ 6,736		\$ 98	\$ 52,878
LSP	\$ 191,692	\$ 3,324,523	\$ 14,341	\$ 163,406	\$ -	\$ 101,970	\$ 3,795,932
OMV	\$ 349	\$ 86,647		\$ 1,330		\$ 2,000,000	\$ 2,088,326
OSFM	\$ 48,520	\$ 320,965	\$ 2,104	\$ 29,033	\$ 5,101	\$ 15,781	\$ 421,504
LP Gas		\$ 21,721		\$ 301			\$ 22,022
<b>TOTAL</b>	<b>\$ 250,904</b>	<b>\$ 3,778,461</b>	<b>\$ 27,541</b>	<b>\$ 200,806</b>	<b>\$ 5,101</b>	<b>\$ 2,117,849</b>	<b>\$ 6,380,662</b>

Source: DPS

# FY 17 PROTESTS EXPENSES

Agency	Salaries	Overtime	Wages	Benefits	Operating Services/ Supplies	TOTAL
OMF		\$ 344		\$ 4		\$ 348
LSP	\$ 578,890	\$ 1,570,152	\$ 26,751	\$ 382,908	\$ 19,350	\$ 2,578,051
OMV	\$ 743	\$ 1,334		\$ 298		\$ 2,376
OSFM	\$ 730	\$ 24,825		\$ 836		\$ 26,391
<b>TOTAL</b>	<b>\$ 580,364</b>	<b>\$ 1,596,654</b>	<b>\$ 26,751</b>	<b>\$ 384,047</b>	<b>\$ 19,350</b>	<b>\$ 2,607,165</b>

Source: DPS

# DEPARTMENT CONTACTS



Major Kevin Reeves  
Interim Superintendent

225-925-6118

Jason Starnes  
Chief Administrative Officer

225-925-6032



# OTHER DEPARTMENT CONTACTS

Title	Name	Phone Number
Office of Motor Vehicles Commissioner	Karen St. Germain	225-925-6161
Office of the State Fire Marshal State Fire Marshal	H. Butch Browning	225-925-4911
Gaming Control Board Chairman	Ronnie Jones	225-925-1846
Liquefied Petroleum Gas Commission Executive Director	John W. Alario	225-925-4895
Louisiana Highway Safety Commission Executive Director	Katara A. Williams, PHD	225-925-6991