

**Representative Jack McFarland**  
Chairman



**Representative Jason Hughes**  
Vice Chairman

# **Fiscal Year 2026 Executive Budget Review**

## **DEPARTMENT OF ENVIRONMENTAL QUALITY**

**House Committee on Appropriations**  
House Fiscal Division

April 1, 2025

**Budget Analyst: Paige Philyaw**

# TABLE OF CONTENTS

This presentation was produced by the House Fiscal Division of the Louisiana House of Representatives.

900 N. 3<sup>rd</sup> Street  
Baton Rouge, LA 70802  
[house.louisiana.gov/housefiscal/](https://house.louisiana.gov/housefiscal/)

All data and figures were obtained from the governor's Fiscal Year 2025-2026 Executive Budget and Supporting Documents provided by the Office of Planning and Budget within the Division of Administration along with House Bill 1 of the 2025 Regular Session, unless otherwise noted.

<https://www.doa.la.gov/doa/opb/budget-documents/>

## TOPIC

## PAGE

Department Organization	3
FY 26 Budget Recommendation	4
Historical Spending	5
Sources of Funding	6
Funding Comparison	7
FY 26 Expenditure Recommendation	8
Expenditure Comparison	9
Personnel Information	11
Department Contacts	12
General Department Information	13
General Budgetary Information	19

# DEPARTMENT ORGANIZATION

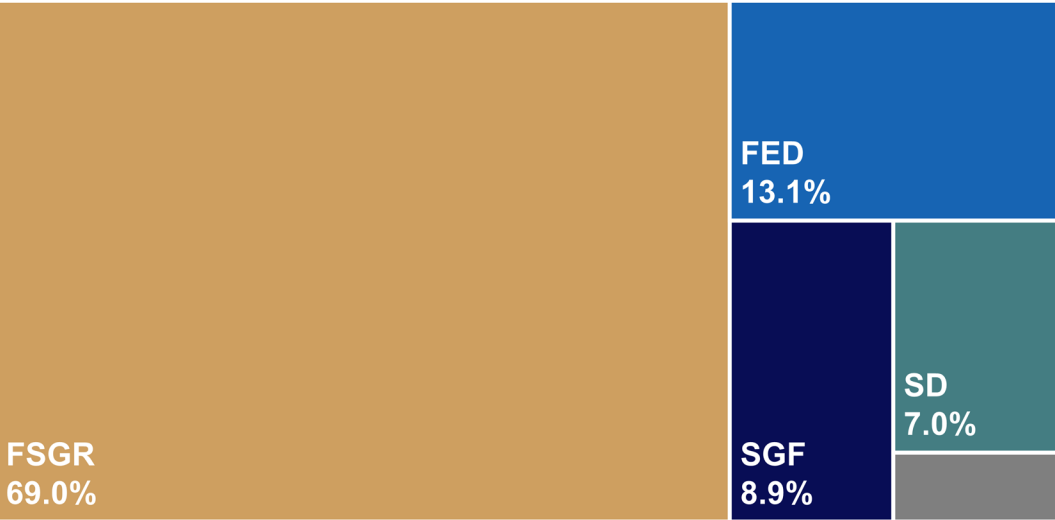


*Note: Further detail on department programs, functions, and services are under the General Department Information section.*

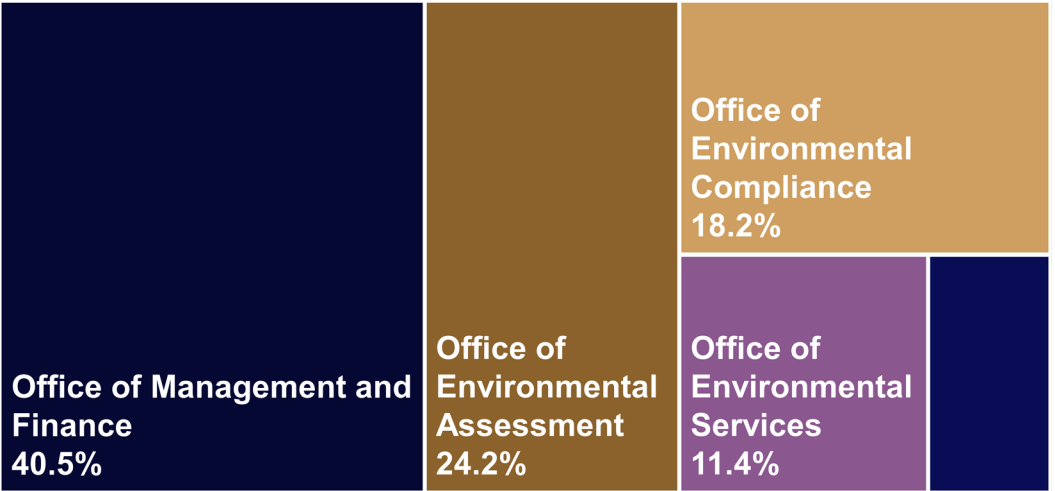
# FY 26 BUDGET RECOMMENDATION

Total Funding = \$156,169,205

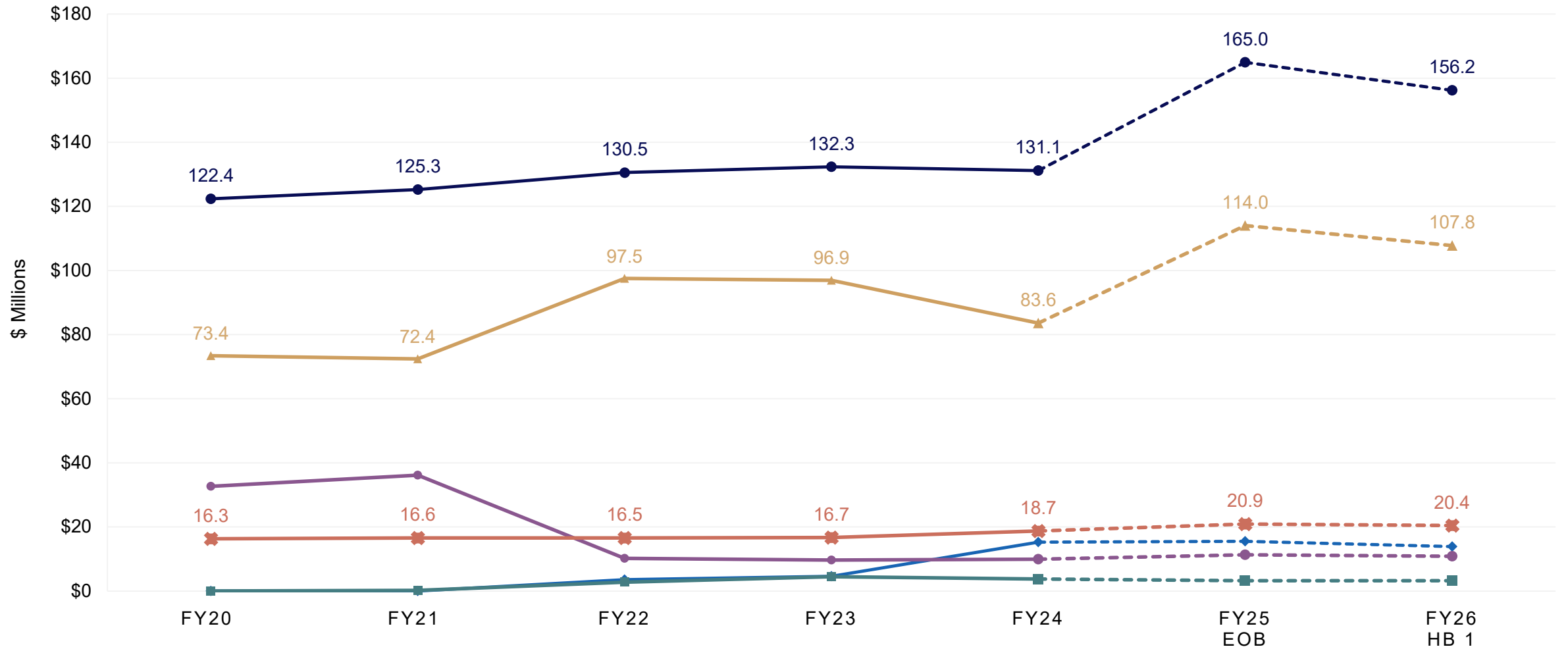
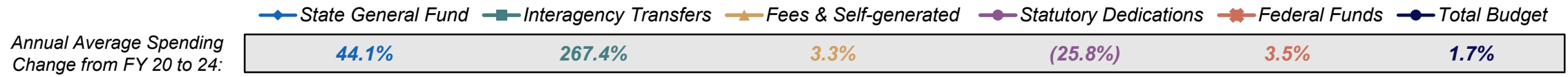
Means of Finance		
State General Fund	\$	13,853,948
Interagency Transfers		3,239,295
Fees & Self-generated		107,776,535
Statutory Dedications		10,873,471
Federal Funds		20,425,956
Total	\$	156,169,205



Program Funding & Authorized Positions		
	Amount	Positions
Office of the Secretary	\$ 8,786,640	67
Office of Environmental Compliance	28,470,794	240
Office of Environmental Services	17,876,681	159
Office of Management and Finance	63,199,231	58
Office of Environmental Assessment	37,835,859	188
Total	\$156,169,205	712



# HISTORICAL SPENDING



# SOURCES OF FUNDING

State General Fund \$13.9 M	Interagency Transfers \$3.2 M	Self-generated Revenue \$107.8 M	Statutory Dedications \$10.9 M	Federal Funds \$20.4 M
The chief operating fund of the State recognized by the Revenue Estimating Conference from various taxes, licenses, fees, and other revenue sources except for those identified as other means of financing	<p>Funding is derived from the following transfers:</p> <ul style="list-style-type: none"> <li>• \$3.1 M from the Office of Community Development</li> <li>• \$20,808 from the Coastal Protection and Restoration Authority for BP Oil Spill NRDA related work</li> </ul>	<p>Revenues derived from the following sources:</p> <ul style="list-style-type: none"> <li>• \$71.5 M from the Environmental Trust Fund Account</li> <li>• \$21.2 M from the Motor Fuels Underground Tank Fund</li> <li>• \$14.9 M from the Waste Tire Management Fund</li> <li>• \$150,000 from the Lead Hazard Reduction Fund</li> <li>• \$24,790 from solid waste operator certifications &amp; the sales of manifest forms and copies</li> </ul>	<p>Funding is derived from the following funds:</p> <ul style="list-style-type: none"> <li>• \$7.1 M from the Hazardous Waste Site Cleanup Fund</li> <li>• \$3.5 M from the Clean Water State Revolving Fund</li> <li>• \$226,974 from the Oil Spill Contingency Fund</li> <li>• \$50,000 from the Brownfields Cleanup Revolving Loan Fund</li> </ul>	<p>Federal funding derived from the following sources:</p> <ul style="list-style-type: none"> <li>• \$14.6 M from the Environmental Protection Agency</li> <li>• \$5.7 M for indirect costs with various grants</li> <li>• \$76,000 from the U.S. Department of Energy</li> <li>• \$46,212 from the Department of Defense</li> </ul>

# FUNDING COMPARISON

Means of Finance	FY 24 Actual Expenditures	FY 25 Existing Operating Budget 12/1/24	FY 26 HB1 Budget	Change Existing Operating Budget to HB1		Change Actual Expenditures to HB1	
SGF	\$ 15,229,685	\$ 15,482,342	\$ 13,853,948	\$ (1,628,394)	(10.5%)	\$ (1,375,737)	(9.0%)
IAT	3,748,562	3,239,295	3,239,295	0	0.0%	(509,267)	(13.6%)
FSGR	83,573,068	113,981,858	107,776,535	(6,205,323)	(5.4%)	24,203,467	29.0%
Stat Ded	9,897,939	11,321,089	10,873,471	(447,618)	(4.0%)	975,532	9.9%
Federal	18,698,993	20,928,520	20,425,956	(502,564)	(2.4%)	1,726,963	9.2%
Total	\$ 131,148,247	\$ 164,953,104	\$ 156,169,205	\$ (8,783,899)	(5.3%)	\$ 25,020,958	19.1%

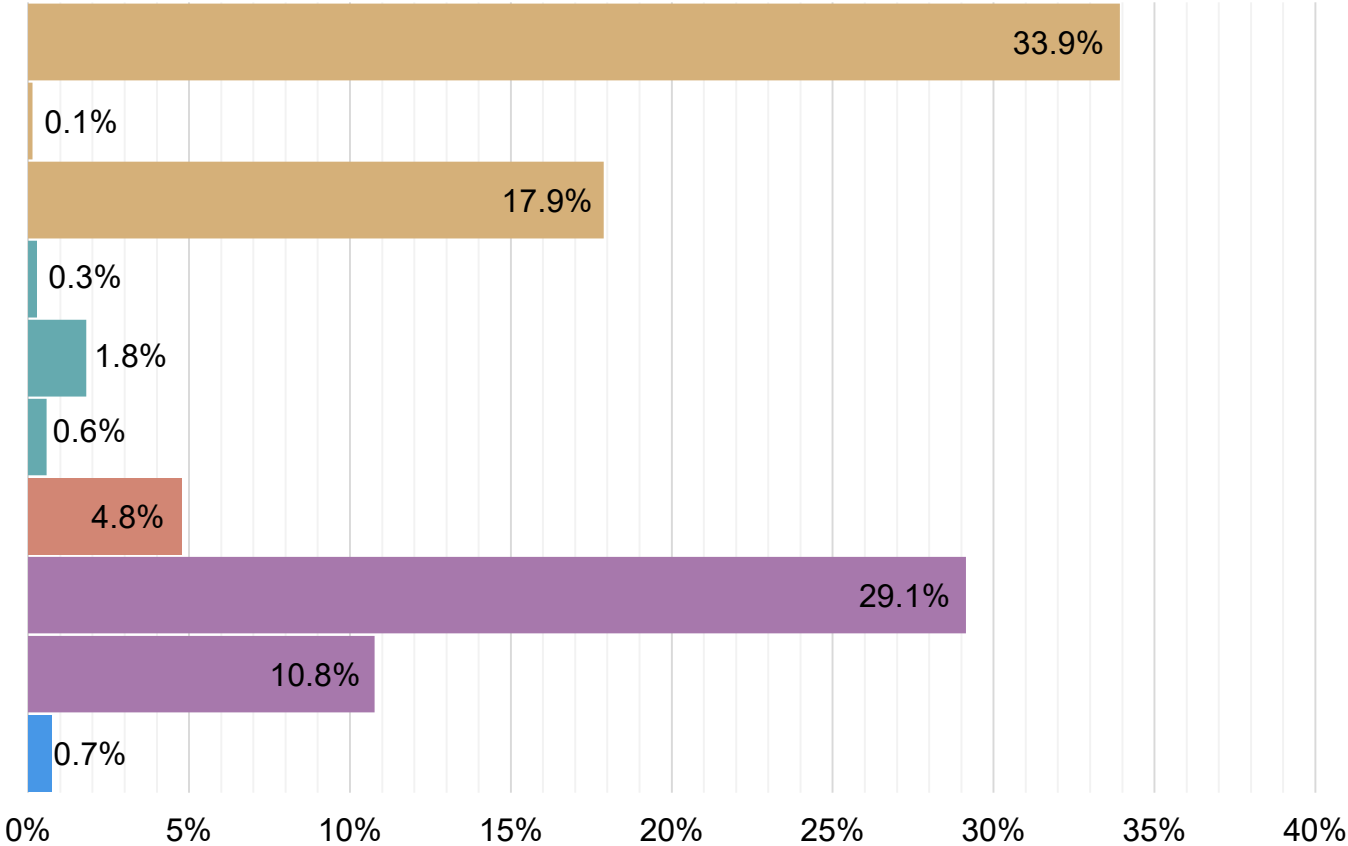
## Significant funding changes compared to the FY 25 Existing Operating Budget

State General Fund	Fees & Self-generated	Statutory Dedications	Federal Funds
<p>(\$1.6 M) decrease primarily due to:</p> <p>The removal of funding carried into FY 25 that is no longer needed in FY 26:</p> <ul style="list-style-type: none"> <li>• (\$1.2 M) in the Office of Environmental Assessment</li> <li>• (\$439,279) in the Office of Environmental Compliance</li> </ul>	<p>(\$6.2 M) net decrease due to:</p> <ul style="list-style-type: none"> <li>• (\$4.9 M) the removal of funding carried into FY 25 that is no longer needed in FY 26</li> <li>• (\$3.3 M) decrease out of the Environmental Trust Dedicated Fund Account</li> <li>• \$1.3 M increase in the Waste Tire Management Dedicated Fund Account</li> </ul>	<p>(\$447,618) decrease due to the removal of funding carried into FY 25 that is no longer needed in FY 26 in the Office of Environmental Assessment</p>	<p>(\$502,564) net decrease due to:</p> <ul style="list-style-type: none"> <li>• (\$637,564) decrease from federal funds carried into FY 25 that are no longer needed in FY 26: <ul style="list-style-type: none"> <li>• (\$463,413) in the Office of Environmental Assessment</li> <li>• (\$174,151) in the Office of Environmental Compliance</li> </ul> </li> <li>• \$135,000 increase in funds received from the U.S. Environmental Protection Agency</li> </ul>

# FY 26 EXPENDITURE RECOMMENDATION

**Total Budget = \$156,169,205**

Expenditure Category		
Salaries	\$	52,983,829
Other Compensation		211,043
Related Benefits		27,937,520
Travel		430,443
Operating Services		2,814,401
Supplies		898,174
Professional Services		7,452,129
Other Charges		45,514,698
Interagency Transfers		16,817,168
Acquisitions/Repairs		1,109,800
Total	\$	156,169,205





# EXPENDITURE COMPARISON

Expenditure Category	FY 24 Actual Expenditures	FY 25 Existing Operating Budget 12/1/24	FY 26 HB1 Budget	Change Existing Operating Budget to HB1		Change Actual Expenditures to HB1	
Salaries	\$ 47,637,594	\$ 51,062,280	\$ 52,983,829	\$ 1,921,549	3.8%	\$ 5,346,235	11.2%
Other Compensation	690,422	211,043	211,043	0	0.0%	(479,379)	(69.4%)
Related Benefits	28,349,277	27,526,083	27,937,520	411,437	1.5%	(411,757)	(1.5%)
Travel	323,681	410,443	430,443	20,000	4.9%	106,762	33.0%
Operating Services	1,942,687	2,814,401	2,814,401	0	0.0%	871,714	44.9%
Supplies	828,674	898,174	898,174	0	0.0%	69,500	8.4%
Professional Services	7,099,183	7,234,072	7,452,129	218,057	3.0%	352,946	5.0%
Other Charges	31,065,198	50,748,032	45,514,698	(5,233,334)	(10.3%)	14,449,500	46.5%
Interagency Transfers	11,982,055	21,212,986	16,817,168	(4,395,818)	(20.7%)	4,835,113	40.4%
Acquisitions/Repairs	1,229,475	2,835,590	1,109,800	(1,725,790)	(60.9%)	(119,675)	(9.7%)
Total	\$ 131,148,246	\$ 164,953,104	\$ 156,169,205	\$ (8,783,899)	(5.3%)	\$ 25,020,959	19.1%

# SIGNIFICANT EXPENDITURE CHANGES

*Compared to the FY 25 Existing Operating Budget*

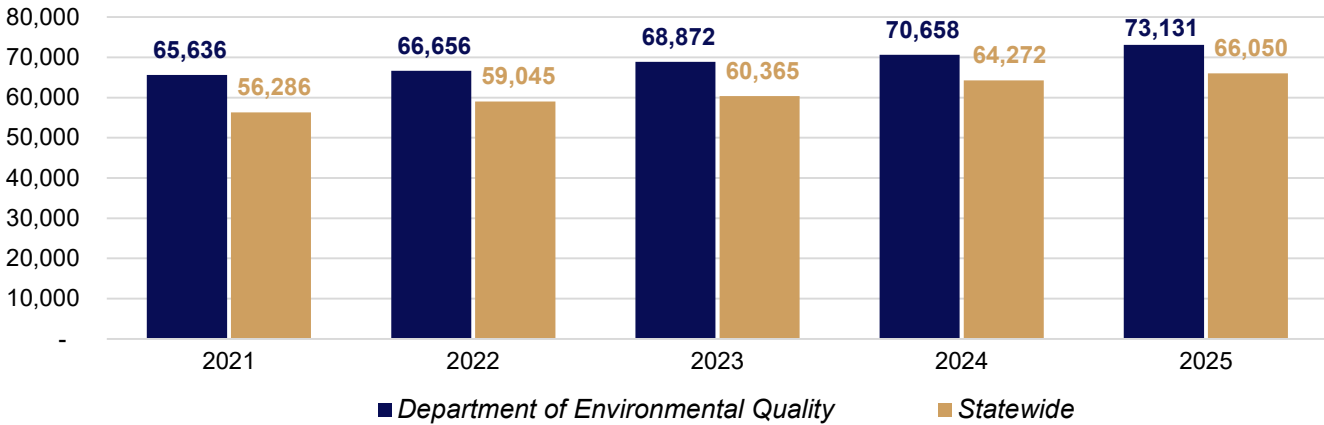
Personnel Services	Other Charges/IAT	Acquisitions/Repairs
\$2.3 M increase due various standard statewide adjustments to salaries including attrition, benefits, and retirement changes	<p>(\$9.6 M) net decrease due to items such as:</p> <ul style="list-style-type: none"><li>• (\$6.5 M) decrease to remove funding carried into FY 25 for contractual obligations that crossed fiscal years</li><li>• (\$3.3 M) reduction due to Volkswagen Settlement Contracts nearing completion</li><li>• \$1.3 M increase for clean-up of unauthorized waste tires</li><li>• (\$1.1 M) decrease in various statewide adjustments such as Legislative Auditor Fees, rent, building maintenance, and risk management</li><li>• (\$25,000) decrease in OTS transfers for telecommunication expenditures</li></ul>	<p>(\$1.7 M) net decrease due to items such as:</p> <ul style="list-style-type: none"><li>• (\$2.8 M) to remove funding for acquisition purchases and major repairs budgeted in FY 25 that are no longer needed in FY 26</li><li>• \$1.1 M for various replacement equipment purchases including vehicles and testing devices</li></ul>

# PERSONNEL INFORMATION

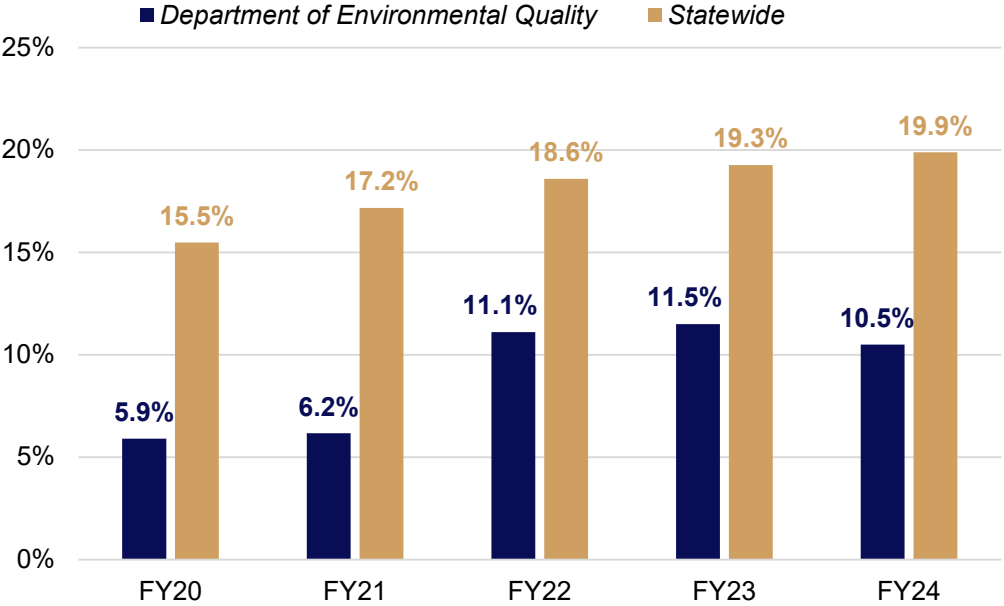
## FY 2026 Recommended Positions

712	Total Authorized T.O. Positions (703 Classified, 9 Unclassified)
0	Authorized Other Charges Positions
0	Non-T.O. FTE Positions
48	Vacant Positions (December 30, 2024)

## Historical Average Salary



## Turnover History



## Top Positions Vacated FY 2024

Position	Number of Employees	Separations	Turnover Rate
Environmental Scientist III	141	20	14.2%
Environmental Scientist II	41	9	22.0%
Environmental Scientist I	24	8	33.3%
Environmental Scientist Senior – DCL B	42	4	9.5%
Geologist III	22	4	18.2%

Source: Department of Civil Service

# DEPARTMENT CONTACTS



**Aurelia Giacometto**  
*Secretary*  
Aurelia.Giacometto@la.gov



---

**Michelle Barnett**  
*Chief of Environmental  
Strategy & Innovation*  
Michelle.Barnett4@la.gov

---

# **General Department Information**



# DEPARTMENT OF ENVIRONMENTAL QUALITY

## Office of the Secretary

### Executive Administration Division

- Provides oversight and leadership to the 5 agency functions of the department

### Business & Community Outreach Division

- Provides regulatory and non-regulatory approaches to protect and improve the environment through technical assistance or outreach programs

### Audit Services Division

- Performs audits on the department, as well as private entities that do not appear to be paying fees to the department on a self-reporting basis

### Legal Affairs Division

- Provides legal advice, consultation, representation to all of the offices of the department and drafts and reviews contracts, agreements, and settlements

### Criminal Investigations Division

- Determines if a criminal violation of the Louisiana Environmental Quality Act has occurred and assists the district attorney by providing information of the alleged violation for prosecution

### Communications Division

- Handles all media functions, including media inquiries, press releases, and website and social media management

## Office of Environmental Compliance

### Surveillance Division

- Inspects facilities for permit compliance
- Responds to citizen complaints in regards to unauthorized releases of water or air pollution

### Emergency Response & Radiological Division

- Responds to chemical and environmental emergencies
- Serves as the single point of contact for reporting spills the department
- Provides administrative services for radiation sources, such as administering the testing of radiographers and managing the licenses for radioactive sources in the state

### Enforcement Division

- Enforces penalties for violations of state and federal laws



LDEQ headquarters in downtown  
Baton Rouge



## Office of Environmental Services



Shell Chemical Plant  
Geismar, LA

### Air Permits Division

- Authorizes air quality permits

### Waste Permits Division

- Authorizes Solid Waste and Hazardous Waste Regulations permits
- Provides engineering and geological services throughout the state
- Responsible for the Waste Tire Program

### Water Permits Division

- Authorizes permits administered under Louisiana Water Quality Regulations

### Public Participation & Permit Support Division

- Provides support to permit divisions with administration, database management, certifications, accreditations and notifications
- Facilitates public participation through public hearings and informing the public through notices



## Office of Management and Finance

### Financial Services Division

- Performs accounting, financial and various other activities that help support the department
- Responsible for the Motor Fuel Underground Storage Tank Trust Fund reimbursement processing

### Environmental Strategy & Innovation Division

- Provides support to the department in the following areas: human resources, safety trainings, information technology assistance, and records management
- Responsible for the Revolving Loan Financial processing and reporting



## Office of Environmental Assessment

### Air Planning and Assessment Division

- Evaluates the overall quality of the state's air resources
- Develops & maintains the state's implementation plan, describing control strategies to address federally mandated ambient air quality standards

### Water Planning and Assessment Division

- Evaluates the overall quality of the state's water resources

### Remediation Division


- Functions to protect the state's soil, groundwater, and surface water resources from unauthorized historical and future releases to the environment
- Investigates, evaluates, and cleans up contamination at both active facilities and abandoned sites

### Underground Storage Tank Division

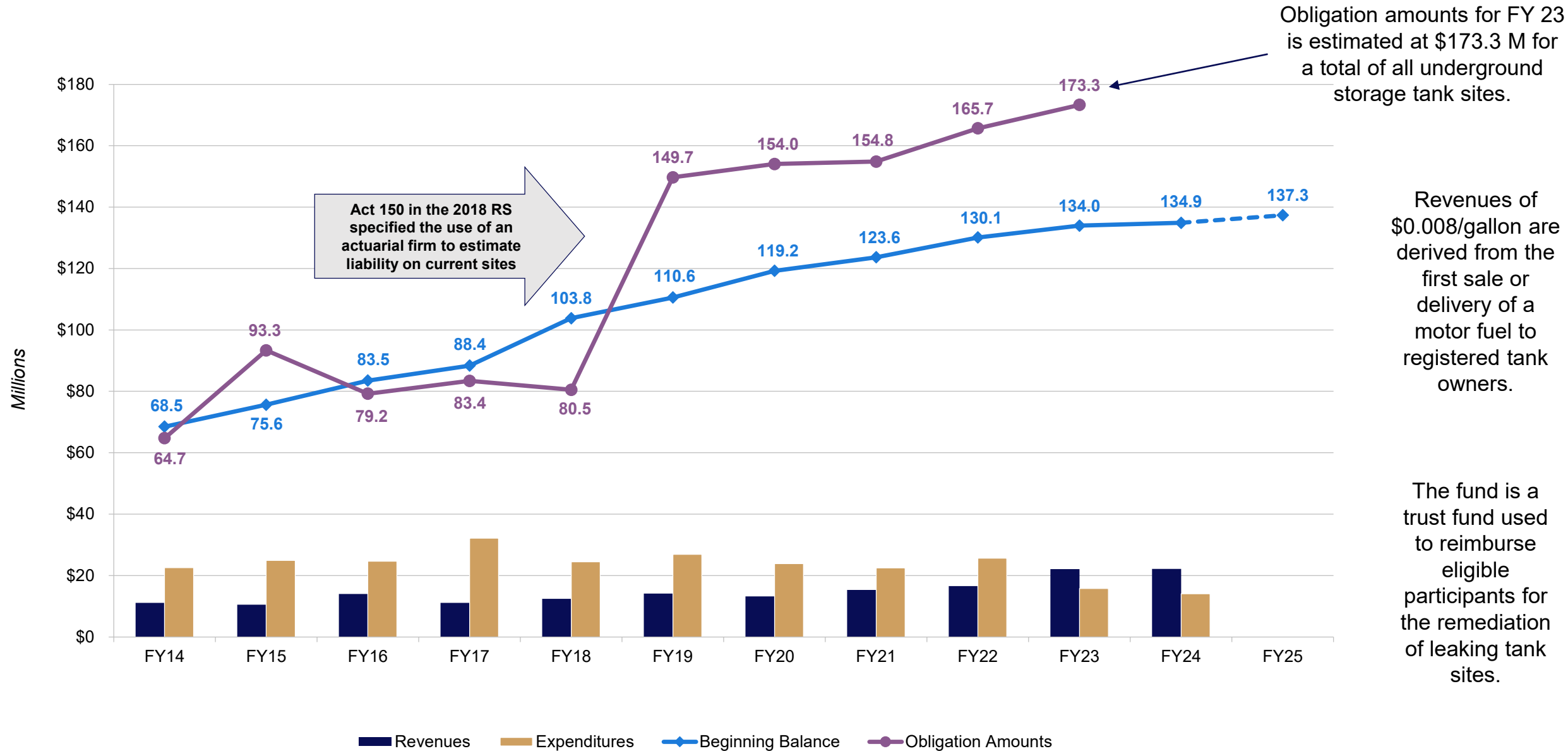
- Investigates, evaluates, monitors and cleans up contamination at active and closed Underground Storage Tank sites



# **General Budgetary Information**

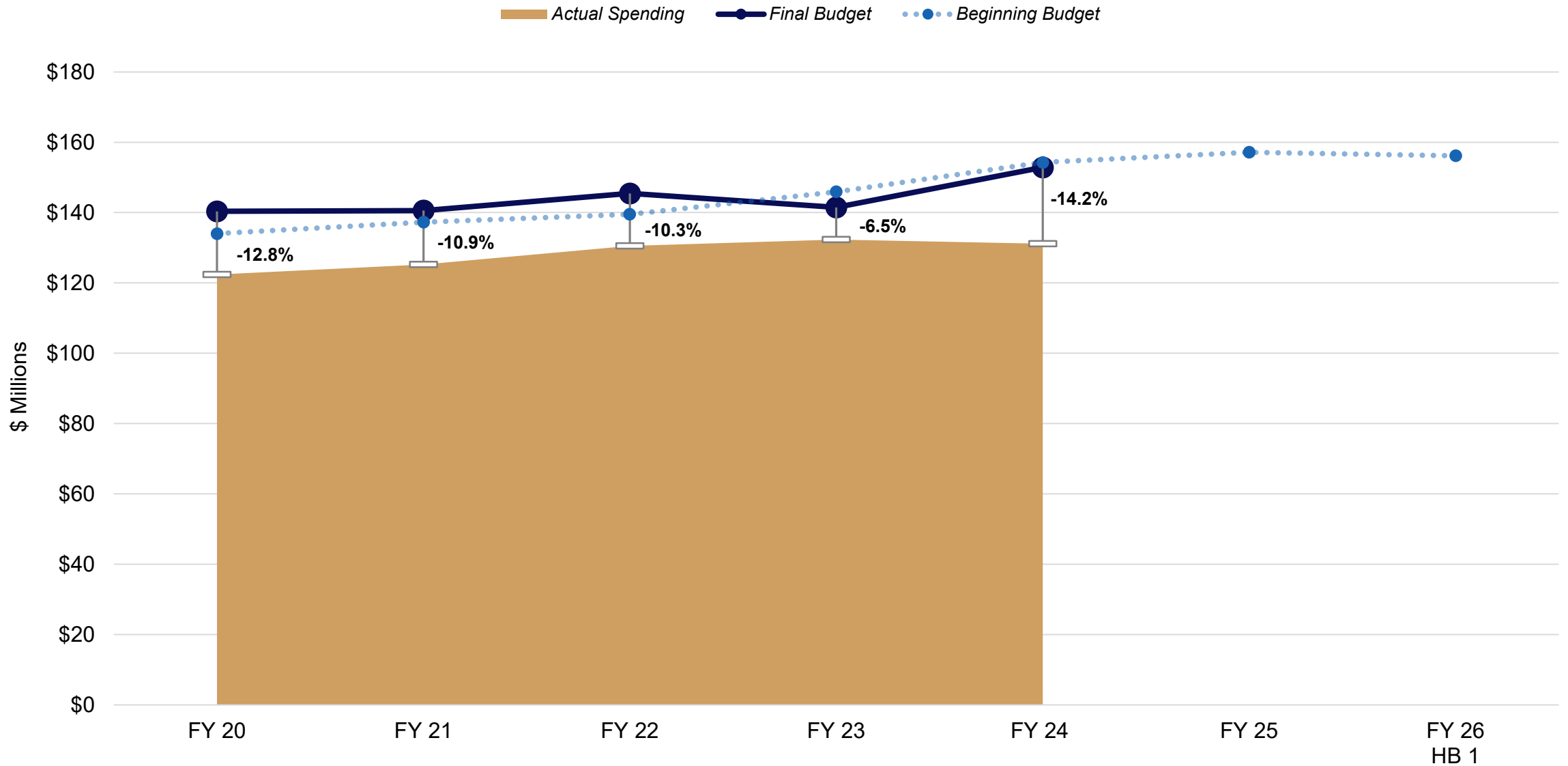


# MOTOR FUELS UNDERGROUND STORAGE TANK TRUST FUND



Source: Department of Treasury fund reports & Department of Environmental Quality

# HISTORICAL BUDGET



# FY 25 EXISTING OPERATING BUDGET

The FY 2024-25 Existing Operating Budget (EOB) was frozen on December 1, 2024. This point-in-time reference is used in both the Executive Budget and the General Appropriations Bill.

Means of Finance	Appropriation	Mid-Year Adjustments	Existing Operating Budget
General Fund	\$ 13,853,948	\$ 1,628,394	\$ 15,482,342
Interagency Transfers	3,239,295	0	3,239,295
Self-generated Revenue	109,046,620	4,935,238	113,981,858
Statutory Dedications	10,873,471	447,618	11,321,089
Federal	20,290,956	637,564	20,928,520
<b>Total</b>	<b>\$ 157,304,290</b>	<b>\$ 7,648,814</b>	<b>\$ 164,953,104</b>

<i>Mid-year Adjustments Summary</i>				
July	August	September	October	November
No change	\$7.6 M  Various means of finance carried into FY 25 from the prior fiscal year for program expenses and contracts	No change	No change	No change

# OTHER CHARGES / INTERAGENCY TRANSFERS

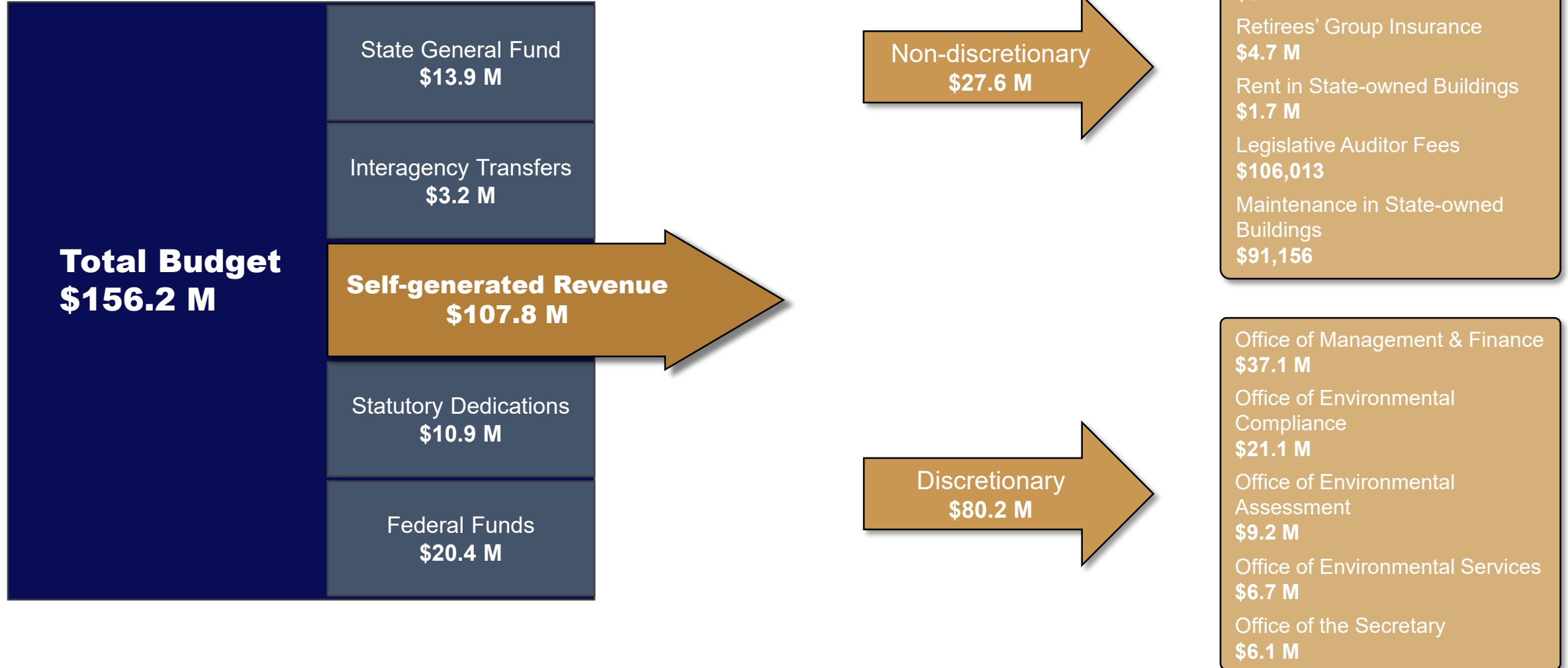
## Other Charges

Amount	Description
\$ 21,249,485	Motor Fuels Underground Storage Tank
13,912,785	Waste Tire Program
3,552,882	Hazardous Waste Site Cleanup
1,395,000	Brownfield Cleanup Program
1,000,000	Volkswagen Settlement Disbursement
900,000	NPS Grants Clean Water Act
826,890	Clean Diesel Grant
783,350	Gulf Hypoxia Grant
745,400	Water Monitoring Initiatives
372,118	Underground Storage Tank Compliance Evaluation Inspections
186,788	Underground Storage Tank (UST) Operator Training Program
175,000	Hurricane Harvey LUST Grant
112,000	National Park Service Contract
75,000	EPA Supplemental Permits and Enforcement
73,000	Air Monitoring Initiatives
53,000	Transuranic Waste Shipment Training
50,000	Brownfield Revolving Loan
40,000	Multi Purpose Grant for inspection activities
12,000	Risk Assessment
<b>\$ 45,514,698</b>	<b>Total Other Charges</b>

## Interagency Transfers

Amount	Description
\$ 8,056,044	Office of Technology Services (OTS)
2,703,768	Division of Administration
2,068,834	Department of Transportation and Development
1,721,118	Rent in State-owned Buildings
799,949	Office of Risk Management (ORM)
343,919	Civil Service Fees
243,500	Department of Public Safety
202,112	Capitol Park Security Fees
169,234	Louisiana Technical College
115,330	Agriculture and Forestry
106,013	Legislative Auditor Fees
91,156	Maintenance in State-owned Buildings
47,400	Louisiana Property Assistance Agency
38,432	Uniform Payroll System (UPS)
32,826	Administrative Law Judges Fees
32,731	Office of State Procurement (OSP)
17,687	Capitol Police Fees
16,520	State Treasury Fees
6,250	LSU Radiation Safety Office for Calibration of Survey Meters
4,345	Secretary of State
<b>\$ 16,817,168</b>	<b>Total Interagency Transfers</b>

# DISCRETIONARY EXPENSES



\* Figures may not add precisely due to rounding \*