

Representative Jack McFarland
Chairman



Representative Jason Hughes
Vice Chairman

Fiscal Year 2026 Executive Budget Review

LOUISIANA ECONOMIC DEVELOPMENT

House Committee on Appropriations

House Fiscal Division

March 31, 2025

Budget Analyst: Abigail Chascin

TABLE OF CONTENTS

This presentation was produced by the House Fiscal Division of the Louisiana House of Representatives.

900 N. 3rd Street
Baton Rouge, LA 70802
house.louisiana.gov/housefiscal/

All data and figures were obtained from the governor's Fiscal Year 2025-2026 Executive Budget and Supporting Documents provided by the Office of Planning and Budget within the Division of Administration along with House Bill 1 of the 2025 Regular Session, unless otherwise noted.

<https://www.doa.la.gov/doa/opb/budget-documents/>

TOPIC

PAGE

Department Organization	3
FY 26 Budget Recommendation	4
Historical Spending	5
Sources of Funding	6
Funding Comparison	7
FY 26 Expenditure Recommendation	8
Expenditure Comparison	9
Personnel Information	11
20-931 LED Debt Service	12
Department Contacts	15
General Department Information	16
General Budgetary Information	20

DEPARTMENT ORGANIZATION



Note: Further detail on department programs, functions, and services are under the General Department Information section.

FY 26 BUDGET RECOMMENDATION

Total Funding = \$62,687,607

Means of Finance		
State General Fund	\$	47,463,355
Interagency Transfers		175,000
Fees & Self-generated		10,074,252
Statutory Dedications		2,000,000
Federal Funds		2,975,000
Total	\$	62,687,607



Program Funding & Authorized Positions			
		Amount	Positions
Economic Development	\$	62,687,607	213
Total	\$	62,687,607	213



HISTORICAL SPENDING

Annual Average Spending
Change from FY 20 to 24:

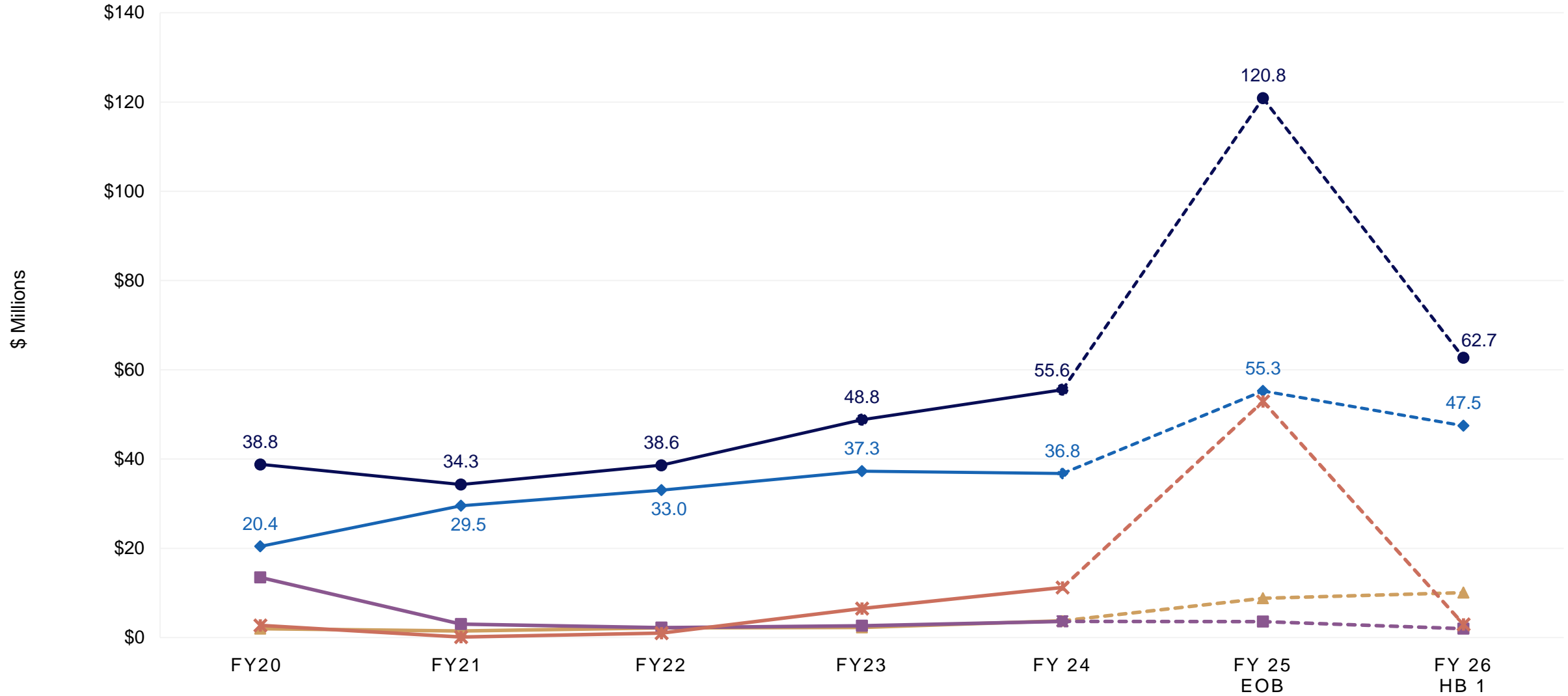
15.8%

17.4%

(27.9%)

42%

9.4%



SOURCES OF FUNDING

State General Fund \$47.5 M	Interagency Transfers \$175,000	Self-generated Revenue \$10.1 M	Statutory Dedications \$2 M	Federal Funds \$3 M
The chief operating fund of the State recognized by the Revenue Estimating Conference from various taxes, licenses, fees, and other revenue sources except for those identified as other means of financing	<p>Funding is derived from the following transfers:</p> <ul style="list-style-type: none"> \$125,000 from the Coastal Protection and Restoration Authority for the Coastal Technical Assistance Initiative Center at Nicholls State University \$50,000 from various state entities for various economic initiatives 	<p>Revenues derived from the following sources:</p> <ul style="list-style-type: none"> \$5.1 M from various application fees for programs throughout the Department \$5 M from the Louisiana Entertainment Development Dedicated Fund Account 	<p>Funding derived from the following statutorily dedicated fund:</p> <p>\$2 M from the Marketing Fund this is an annual deposit from sales tax collections by the Treasurer for marketing and promotional activities</p>	<p>Federal funding derived from the following sources:</p> <ul style="list-style-type: none"> \$1.9 M from the U.S. Department of the Treasury for the State Small Business Credit Initiative Technical Assistance award \$800,000 from the U.S. Small Business Administration \$275,000 from the U.S. Small Business Administration – Office of Innovation and Technology

FUNDING COMPARISON

Means of Finance	FY 24 Actual Expenditures	FY 25 Existing Operating Budget 12/1/24	FY 26 HB1 Budget	Change Existing Operating Budget to HB1		Change Actual Expenditures to HB1	
SGF	\$ 36,766,941	\$ 55,270,883	\$ 47,463,355	\$ (7,807,528)	(14.1%)	\$ 10,696,414	29.1%
IAT	108,540	231,619	175,000	(56,619)	(24.4%)	66,460	61.2%
FSGR	3,785,679	8,824,780	10,074,252	1,249,472	14.2%	6,288,573	166.1%
Stat Ded	3,648,425	3,575,850	2,000,000	(1,575,850)	(44.1%)	(1,648,425)	(45.2%)
Federal	11,248,168	52,944,696	2,975,000	(49,969,696)	(94.4%)	(8,273,168)	(73.6%)
Total	\$ 55,557,753	\$ 120,847,828	\$ 62,687,607	\$ (58,160,221)	(48.1%)	\$ 7,129,854	12.8%

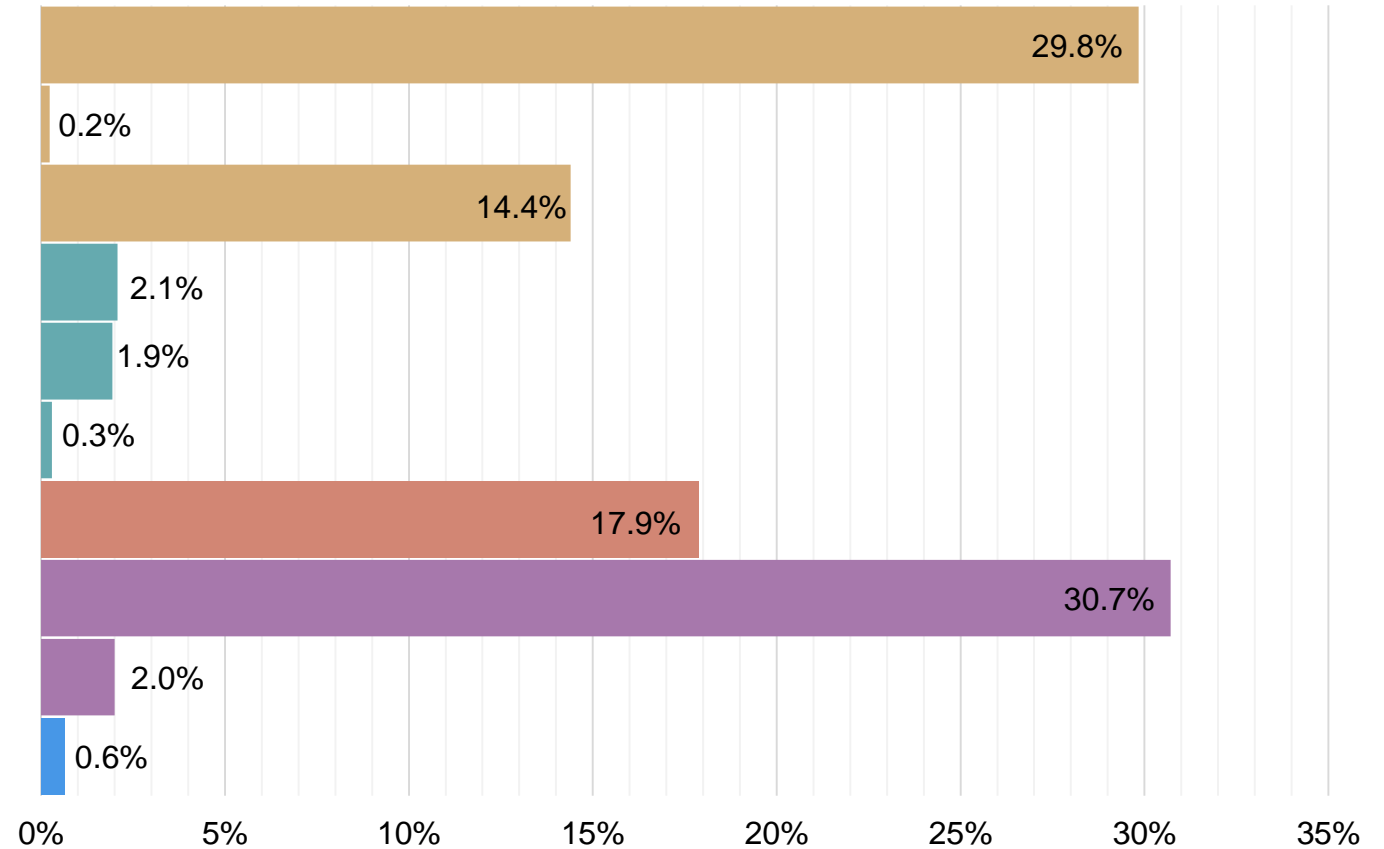
Significant funding changes compared to the FY 25 Existing Operating Budget

State General Fund	Interagency Transfers	Fees & Self-generated	Statutory Dedications	Federal Funds
<p>(\$7.8 M) net decrease primarily due to:</p> <ul style="list-style-type: none"> (\$19.6 M) decrease for the removal of funding carried into FY 25 that is no longer needed in FY 26 \$11.2 M increase for expenses related to the department's reorganization (see slide 25 for a breakdown of associated expenditures) 	<p>(\$56,619) decrease due to:</p> <p>Various economic related initiatives from other state agencies who partner with LED</p>	<p>\$1.2 M net increase due to items such as:</p> <ul style="list-style-type: none"> \$733,143 increase from various business development application and audit fees \$516,329 increase in the Louisiana Entertainment Development Dedicated Fund Account 	<p>(\$1.6 M) decrease primarily due to:</p> <p>Removal of fully exhausted funds out of the Small Business Innovation Retention Fund</p>	<p>(\$50 M) net decrease primarily due to items such as:</p> <ul style="list-style-type: none"> (\$31.9 M) net decrease from the U.S. Dept. of the Treasury (\$18.5 M) decrease from federal funds carried into FY 25 that are no longer needed in FY 26

FY 26 EXPENDITURE RECOMMENDATION

Total Budget = \$62,687,607

Expenditure Category		
Salaries	\$	18,705,604
Other Compensation		147,014
Related Benefits		9,026,522
Travel		1,304,603
Operating Services		1,212,008
Supplies		182,256
Professional Services		11,202,307
Other Charges		19,251,969
Interagency Transfers		1,255,324
Acquisitions/Repairs		400,000
Total	\$	62,687,607



EXPENDITURE COMPARISON

Expenditure Category	FY 24 Actual Expenditures	FY 25 Existing Operating Budget 12/1/24	FY 26 HB1 Budget	Change Existing Operating Budget to HB1		Change Actual Expenditures to HB1	
Salaries	\$ 9,147,000	\$ 9,950,339	\$ 18,705,604	\$ 8,755,265	88.0%	\$ 9,558,604	104.5%
Other Compensation	66,294	126,014	147,014	21,000	16.7%	80,720	121.8%
Related Benefits	4,901,790	5,030,845	9,026,522	3,995,677	79.4%	4,124,732	84.1%
Travel	478,114	704,603	1,304,603	600,000	85.2%	826,489	172.9%
Operating Services	813,991	1,009,742	1,212,008	202,266	20.0%	398,017	48.9%
Supplies	117,008	182,256	182,256	0	0.0%	65,248	55.8%
Professional Services	6,633,920	7,751,653	11,202,307	3,450,654	44.5%	4,568,387	68.9%
Other Charges	31,360,006	93,579,047	19,251,969	(74,327,078)	(79.4%)	(12,108,037)	(38.6%)
Interagency Transfers	1,819,534	1,993,632	1,255,324	(738,308)	(37.0%)	(564,210)	(31.0%)
Acquisitions/Repairs	220,096	519,697	400,000	(119,697)	(23.0%)	179,904	81.7%
Total	\$ 55,557,753	\$ 120,847,828	\$ 62,687,607	\$ (58,160,221)	(48.1%)	\$ 7,129,854	12.8%

SIGNIFICANT EXPENDITURE CHANGES

Compared to the FY 25 Existing Operating Budget

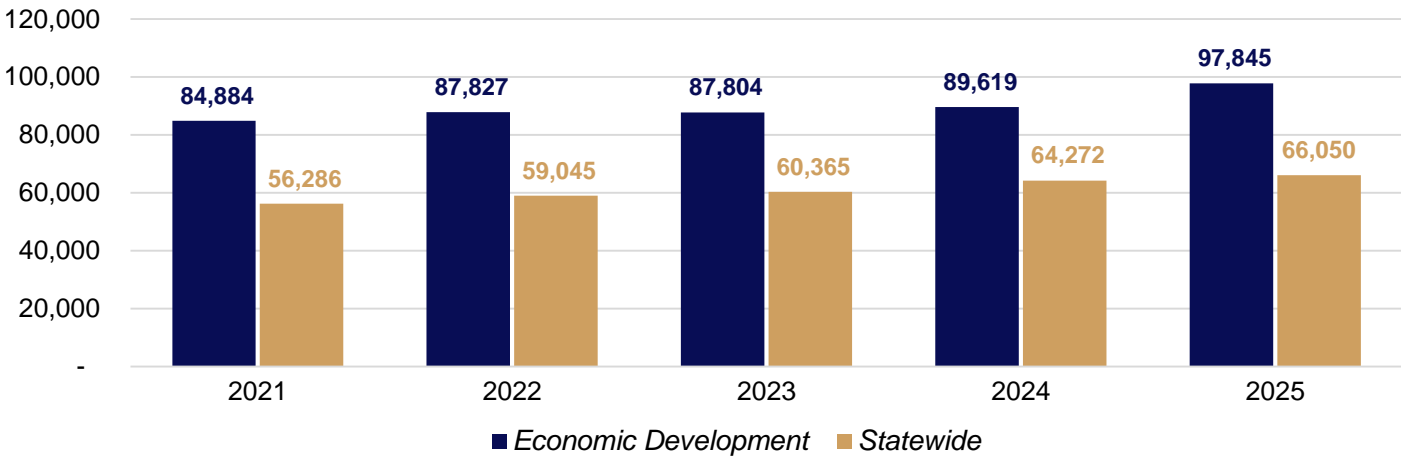
Personnel Services	Professional Services	Other Charges
<p>\$12.8 M net increase primarily due to items such as:</p> <ul style="list-style-type: none"> \$8 M increase associated with the transfer of 68 positions, previously housed in Louisiana Community and Technical College System (LCTCS), to LED for FastStart initiatives \$1.4 M increase for 12 new T.O. positions to support an increase in product offerings, workforce training services, and project commitments to the FastStart program \$960,000 increase for eight (8) additional T.O. positions to support additional operations across various departments including fiscal and legal services \$650,000 increase for four (4) additional T.O. positions to support programs fostering an innovation ecosystem in four regions of the state (New Orleans, Lafayette, Baton Rouge, and Ruston) \$600,000 increase for four (4) additional T.O. positions to support additional marketing efforts and development of industry targets 	<p>\$3.4 M net increase primarily due to items such as:</p> <ul style="list-style-type: none"> \$3 M increase for additional advertising, promotion, and marketing related services targeted at identified industry targets (\$2.5 M) to remove funding carried into FY 25 for professional services contracts that cross fiscal years \$1.8 M increase for the development of a dedicated "Certified Sites" portal for the agency's website to provide site information (environmental, demographics, zoning, etc.) for potential businesses \$350,000 for one-time enhancements to their online portal, FastLane, that helps applicants manage incentive programs \$250,000 increase for aid in the facilitation of events, marketing, and programming in four regions of the state (New Orleans, Lafayette, Baton Rouge, and Ruston) \$250,000 increase to enhance economic competitiveness of the state in key international markets 	<p>(\$74.3 M) net decrease primarily due to items such as:</p> <ul style="list-style-type: none"> (\$37.8 M) to remove funding carried into FY 26 from FY 25 primarily associated with the SSBCI, Louisiana Competes, and FastStart programs (\$32.9 M) to remove the second tranche of State Small Business Credit Initiative (SSBCI) federal funding (\$8 M) decrease associated with the transfer of 68 positions from LCTCS to LED for FastStart initiatives \$2.6 M increase for SSBCI related initiatives such as direct investment, program grants, and administrative expenses, the Small Business Opportunity Program, and Technical Assistance grant program \$2.3 M increase for entertainment industry development out of the Louisiana Entertainment Development Dedicated Fund Account (\$1.5 M) removes authority for fully expended funds out of the Small Business Innovation Retention Fund

PERSONNEL INFORMATION

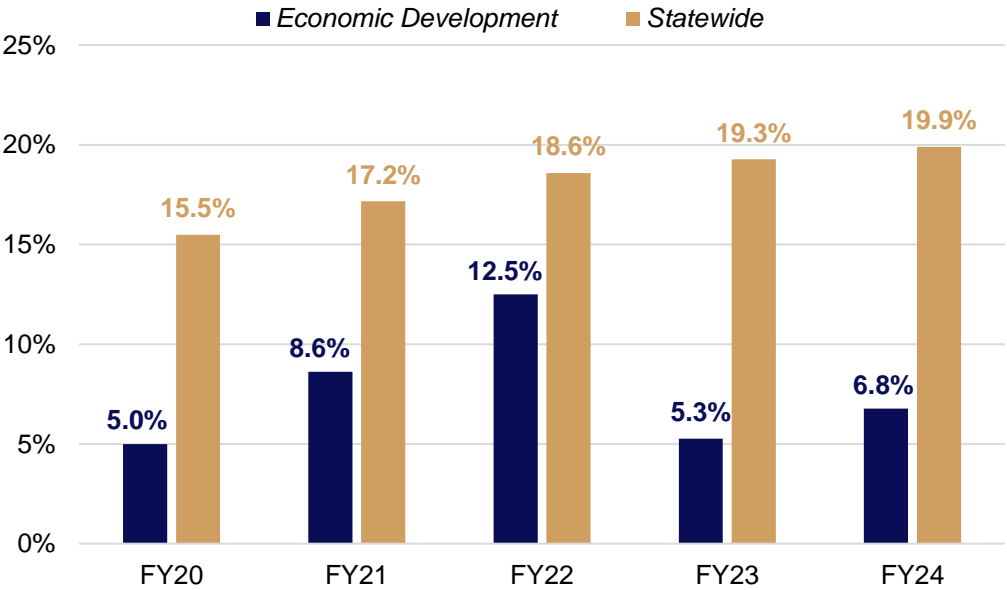
FY 2026 Recommended Positions

213	Total Authorized T.O. Positions (69 Classified, 144 Unclassified)
6	Authorized Other Charges Positions
0	Non-T.O. FTE Positions
7	Vacant Positions (December 30, 2024)

Historical Average Salary



Turnover History



Top Positions Vacated FY 2024

Position	Number of Employees	Separations	Turnover Rate
Administrative Assistant VI	2	2	100.0%
Business Development Officer III	11	1	9.1%
Business Development Officer II	6	1	16.7%

Source: Department of Civil Service

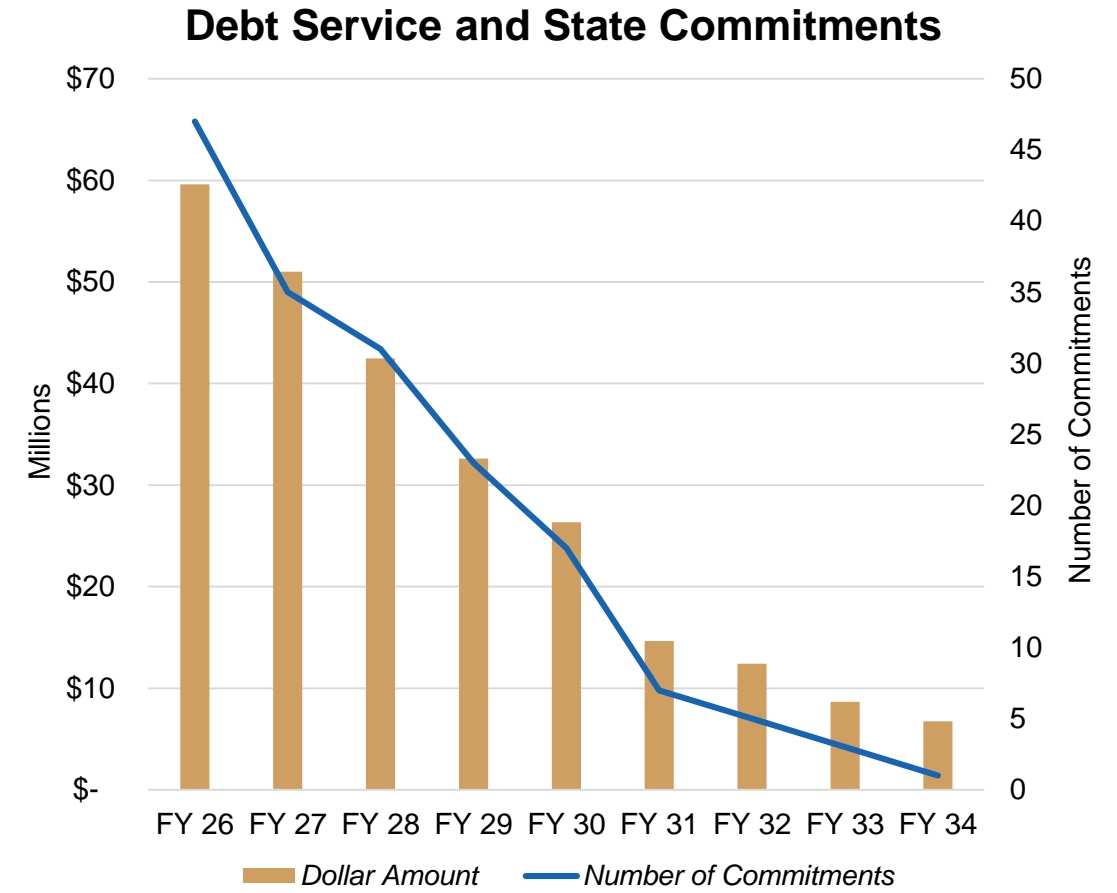

The seal of the State of Louisiana is visible in the background, featuring an eagle with a shield, holding an olive branch and arrows, with a banner below it. The text "STATE OF LOUISIANA" is at the top, "UNION • JUSTICE" is on the sides, and "CONFIDENCE" is at the bottom.

20-931 LED Debt Service & State Commitments

DEBT SERVICE AND STATE COMMITMENTS

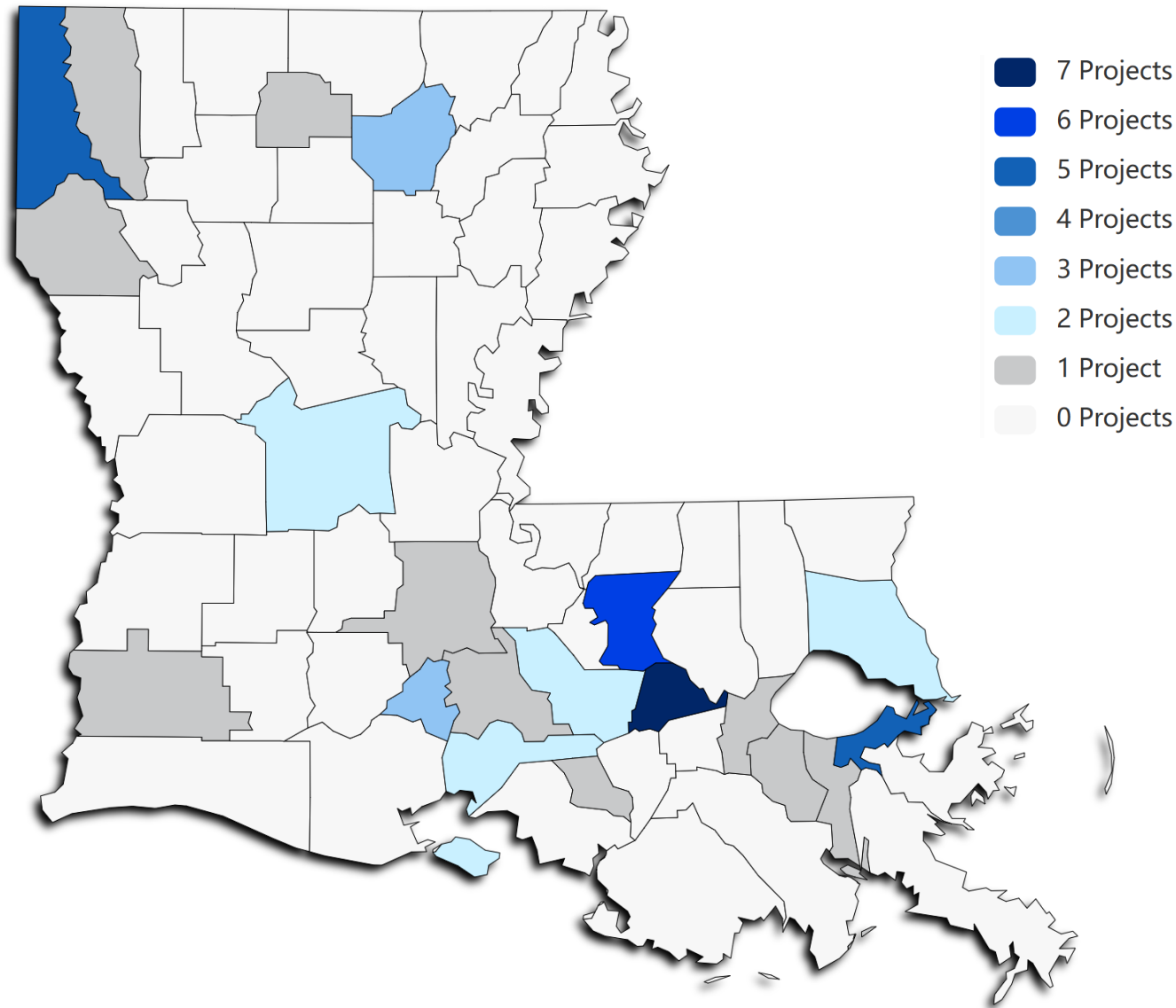
Total Budget = \$102,429,426

Means of Finance	
State General Fund	\$11,763,424
Interagency Transfers	\$0
Fees & Self-generated	\$0
Statutory Dedications	\$90,666,002
Federal	\$0
Total	\$102,429,426



Source: Louisiana Economic Development

DEBT SERVICE AND STATE COMMITMENTS



Parish	Number of Projects	Total Project Valuation
Ascension	7	\$10,000,000
East Baton Rouge	6	\$2,125,000
Caddo	5	\$1,700,000
Orleans	5	\$12,285,000
Lafayette	3	\$930,000
Ouachita	3	\$510,000
<i>Statewide</i>	3	\$11,100,000
Iberia	2	\$10,500,000
Iberville	2	\$3,150,000
Rapides	2	\$2,300,000
St. Tammany	2	\$750,000
Bossier	1	\$1,000,000
Calcasieu	1	\$1,200,000
DeSoto	1	\$250,000
Jefferson	1	\$230,000
Lincoln	1	\$342,400
<i>Multiple parishes</i>	1	\$6,750,000
Orleans	1	\$4,000,000
St. Charles	1	\$2,000,000
St. John the Baptist	1	\$250,000
St. Landry	1	\$1,250,000
St. Martin	1	\$1,000,000
<i>Unannounced Projects</i>	1	\$32,807,026
Total	51	\$102,429,426

Source: Louisiana Economic Development

DEPARTMENT CONTACTS



Susan Bonnett Bourgeois
Secretary

Susan.Bonnett@la.gov



Anne Villa
*Deputy Secretary &
Chief Financial Officer*
Anne.Villa@la.gov



Chris Stelly
*Director of Legislative
Affairs*
Chris.Stelly@la.gov

General Department Information



DEPARTMENT OF ECONOMIC DEVELOPMENT

Office of Economic Development

- Provides agency leadership, administration, finance, and legal services
- Develops internal structure and processes
- Reviews laws, policies, and rules that impact economic development
- Pursues resources to make Louisiana globally competitive in terms of business recruitment, retention, and entrepreneurship
- Identifies actions to improve Louisiana's economic competitiveness



State Economic Competitiveness

- Improves state economic competitiveness through benchmarking, ranking comparison, and developing plans to improve competitiveness of industry-specific growth sectors
- Promotes state policy and economic development success to improve rankings with national economic development groups and publications
- Provides assistance to local communities to increase their competitiveness and enhance regional business development efforts

FastStart

- Launched in 2008
- Comprehensive workforce training program that provides businesses with employee training and delivery
- Full cycle service: includes initial company analysis, recruitment, hiring, evaluation, and training
- Ranked by Business Facilities as the nation's No. 1 Workforce Development/Talent Attraction program for 13 out of the past 14 years

DEPARTMENT OF ECONOMIC DEVELOPMENT

Office of Economic Development

Small Business Services

- Positioned within the newly launched Louisiana Innovation (LA.IO) division which is geared toward making Louisiana a leader in the development of more high-growth, technology-enabled startup companies
- Includes the Small and Emerging Business Development Program and Small Business Development Centers which provide direct, one-on-one assistance to entrepreneurs and small businesses to encourage growth

Business Marketing and Recruitment

- Promotes and markets, by use of various mediums, Louisiana as the best place to invest and grow their domestic and/or international business

Office of Entertainment Industry Development

- Promotes Louisiana as a destination for digital interactive media, film and television production, music, and live performance

Business Development

- Reaches out to businesses across the state to learn about their challenges, assist with retention or expansion projects, and identify ways to make Louisiana a better place for business
- Includes the Office of International Commerce:
 - Manages initiatives focused on attracting foreign direct investment, increasing trade volumes and expanding trade-related manufacturing activity
 - Coordinates international marketing missions and manages protocol for visits of foreign dignitaries
 - Offers suggested tools and processes to support the International Commerce Board's operations

Office of Economic Development

Board of Commerce and Industry

- Processes and approves applications for tax incentive programs:
 - Enterprise Zone Program
 - Quality Jobs
 - Industrial Ad Valorem Tax Exemption Program
 - Restoration Tax Abatement


Louisiana Economic Development Corporation Board

- The Louisiana Economic Development Partnership (LEDP) is charged with developing an economic development strategic plan and advising on policies, programs and initiatives that promote economic growth in the state
- Processes and approves applications for financial assistance incentive programs:
 - Louisiana Small Business Loan Program
 - Economic Development Award Program
 - State Small Business Credit Initiative

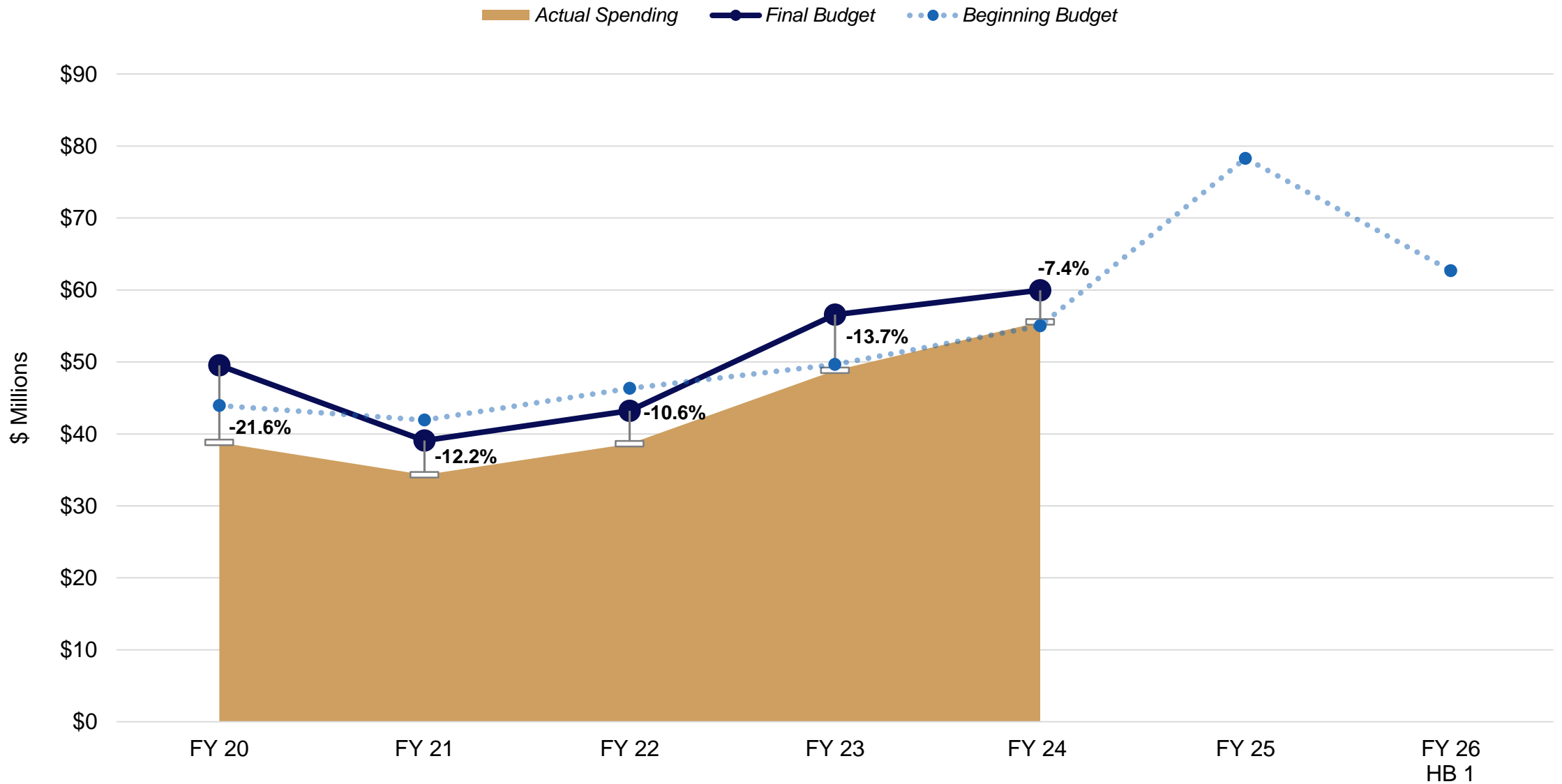


K&B Industries, Schriever

General Budgetary Information



HISTORICAL BUDGET



FY 25 EXISTING OPERATING BUDGET

The FY 2024-25 Existing Operating Budget (EOB) was frozen on December 1, 2024. This point-in-time reference is used in both the Executive Budget and the General Appropriations Bill.

Means of Finance	Appropriation	Mid-Year Adjustments	Existing Operating Budget
General Fund	\$ 35,702,410	\$ 19,568,473	\$ 55,270,883
Interagency Transfers	175,000	56,619	231,619
Self-generated Revenue	6,154,987	2,669,793	8,824,780
Statutory Dedications	3,573,750	2,100	3,575,850
Federal	34,464,794	18,479,902	52,944,696
Total	\$ 80,070,941	\$ 40,776,887	\$ 120,847,828

<i>Mid-year Adjustments Summary</i>				
July	August	September	October	November
No change	\$40.8 M Various means of finance carried into FY 25 from the prior fiscal year for program expenses and contracts	No change	No change	No change

OTHER CHARGES / INTERAGENCY TRANSFERS

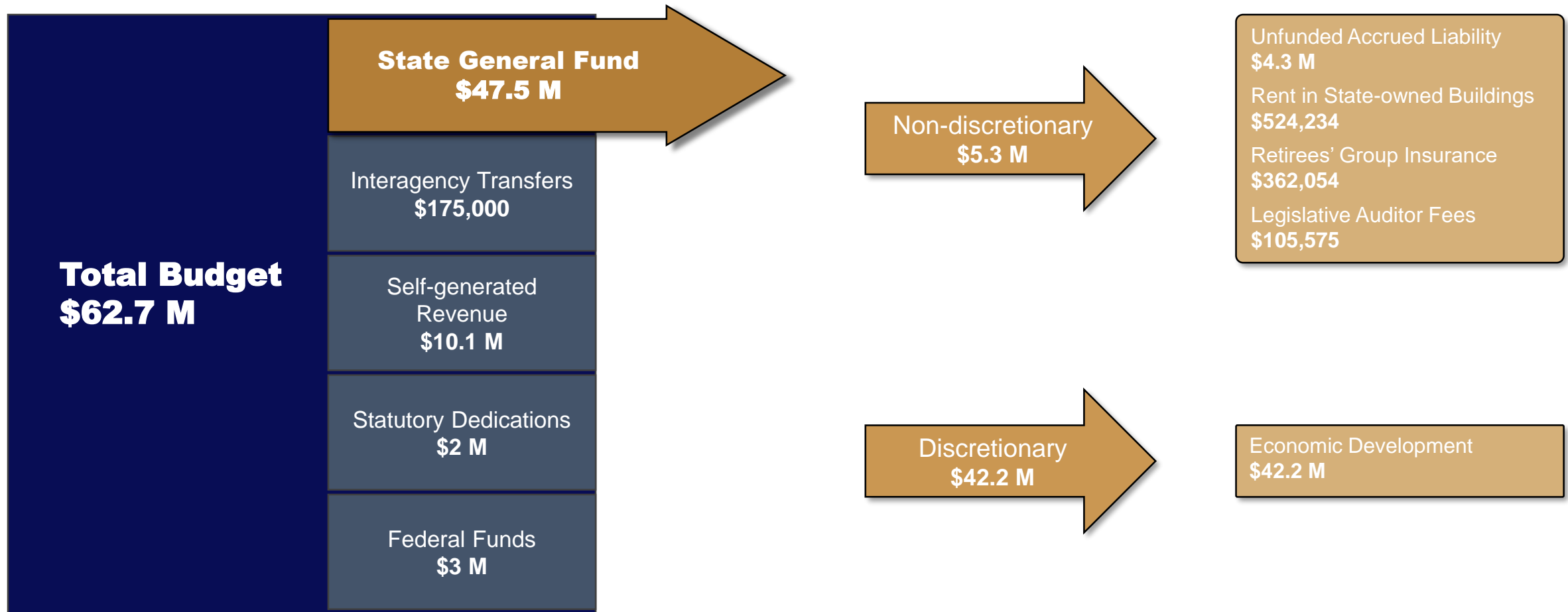
Other Charges

Amount	Description
\$ 5,000,000	Entertainment industry development and promotion
3,400,000	State Small Business Credit Initiative (SSBCI)
3,246,966	Small business development and support initiatives
1,760,000	Regional Economic Development Organization awards
1,504,983	Marketing initiatives
1,306,330	State Economic Competitiveness
800,000	Louisiana State Trade Expansion Program (STEP)
759,274	FastStart initiatives
750,000	Salesforce Software Membership
250,000	Project site preparation and evaluation
217,500	Louisiana Economic Development Corporation
200,000	Major Events Incentive Fund Administrative Costs
56,916	Various services provided to state agencies and other professional services
\$ 19,251,969	Total Other Charges

Interagency Transfers

Amount	Description
\$ 535,402	Rent, room rentals, maintenance fees
188,962	Telephone, postage, printing, subscription, and publication fees
120,628	Office of Risk Management
106,220	Auditing and treasury fees
75,000	Office of Facility Planning
72,160	Security fees
70,537	Office of Technology Services
58,185	Civil Service, Uniform Payroll, and training fees
28,230	Topographical mapping
\$ 1,255,324	Total Interagency Transfers

DISCRETIONARY EXPENSES



* Figures may not add precisely due to rounding *

SUMMARY OF SGF ADJUSTMENTS

Adjustment	State General Fund	T.O. Positions
Provides additional funding for marketing efforts and development support in industry targets	\$4,000,000	4
Provides support for additional operations across various departments, including compliance, fiscal and legal services, and funding of \$1.59 million for IT equipment and systems' enhancements	\$2,586,576	8
Provides for an enhanced, dedicated "Certified Sites" portal for the agency's website	\$2,000,000	1
Provides funding for the FastStart program - LED historically contracted with the Louisiana Community and Technical Colleges System (LCTCS) to administer the program, but will begin providing these services in-house Included in this adjustment is the transfer of 68 <i>existing</i> FastStart employees from LCTCS to LED as well as the addition of 12 <i>newly created</i> employees	\$1,500,000	80
Provides for the launch of a pilot program that will create regional support through "innovation ecosystems" in four (4) regions of the state (New Orleans, Lafayette, Baton Rouge, and Ruston)	\$1,000,000	4
Provides positions and associated funding for information technology functions and services (Act 590 of the 24 R.S. exempts LED from the oversight and authority of the Office of Technology Services)	\$113,424	3
Total	\$11,200,000	100

Although there are 100 T.O. positions being added to LED's budget unit, only 32 positions are considered newly created positions in the state's total budget, as 68 of the positions are being transferred from LCTCS' supervision to LED's due to the transfer of FastStart

DEBT SERVICE AND STATE COMMITMENTS

Parish	Project	FY 26	FY 27	FY 28	FY 29	FY 30	FY 31	FY 32	FY 33	FY 34
Ascension	Air Products	\$1,000,000	\$1,000,000	\$1,000,000	\$1,000,000	\$1,000,000				
Ascension	BASF				\$1,400,000	\$1,400,000	\$1,400,000	\$1,400,000	\$1,400,000	
Ascension	Capchem Technology USA, Inc	\$2,000,000								
Ascension	CF Industries #1	\$2,000,000	\$0	\$2,000,000						
Ascension	CF Industries #2	\$1,000,000		\$1,000,000	\$1,000,000					
Ascension	Clean Hydrogen Works	\$1,000,000	\$1,000,000	\$1,000,000	\$1,000,000	\$1,000,000	\$2,000,000			
Ascension	Element 25	\$2,000,000	\$2,000,000	\$2,000,000						
Ascension	Renewable Energy Group (REG)	\$1,000,000	\$1,000,000	\$1,000,000						
Bossier	Heirloom Carbon Technologies			\$1,000,000	\$1,000,000	\$1,000,000				
Bossier	Louisiana Applied Research Corporation	\$1,000,000								
Caddo	Advanced Call Center Technologies	\$100,000	\$100,000							
Caddo	Biomedical Research Foundation of NW LA	\$250,000								
Caddo	Cameron International/SLB	\$1,000,000	\$1,250,000	\$1,250,000						
Caddo	Multipack Services	\$250,000	\$500,000	\$500,000						
Caddo	Prolec	\$100,000	\$100,000	\$100,000	\$100,000					
Calcasieu	Citadel Completions	\$1,200,000	\$1,200,000	\$200,000	\$200,000					
Calcasieu	Lake Charles Methanol		\$2,500,000	\$2,500,000						
Calcasieu	Process Service Specialists			\$750,000						
Caldwell	Louisiana Green Fuels				\$3,000,000	\$3,000,000				
DeSoto	Global Seamless Tubes & Pipes	\$250,000	\$500,000	\$500,000						
East Baton Rouge	Baton Rouge Health District	\$325,000	\$325,000							
East Baton Rouge	Brown & Root	\$150,000								
East Baton Rouge	FG LA, LLC (Formosa)	\$0	\$3,000,000	\$3,000,000	\$3,000,000	\$3,000,000				
East Baton Rouge	IBM-Baton Rouge	\$150,000	\$3,303,175							
East Baton Rouge	IBM-Baton Rouge-Wilbur Marvin Foundation	\$500,000	\$500,000	\$500,000	\$500,000	\$500,000				
East Baton Rouge	Stephenson Technologies Corporation (STC)	\$1,000,000								
Iberia	Delta BioFuels	\$500,000								
Iberia	First Solar	\$10,000,000	\$5,000,000							
Iberville	Mexichem Flour	\$1,500,000	\$1,500,000							

Source: Louisiana Economic Development

DEBT SERVICE AND STATE COMMITMENTS

Parish	Project	FY 26	FY 27	FY 28	FY 29	FY 30	FY 31	FY 32	FY 33	FY 34
Iberville	Shintech	\$1,650,000								
Jefferson	Breeze Airways	\$230,000	\$230,000	\$230,000	\$230,000	\$230,000	\$230,000			
Lafayette	Lafayette Economic Development Authority	\$530,000	\$530,000	\$530,000	\$530,000	\$530,000	\$530,000	\$530,000	\$530,000	
Lafayette	LHC Group	\$300,000	\$300,000	\$300,000	\$300,000	\$300,000				
Lafayette	Schoolmint	\$100,000	\$100,000	\$100,000	\$100,000	\$100,000				
Lincoln	Grambling State University -	\$342,400								
Multiple parishes	Future Use of Energy in Louisiana	\$6,750,000	\$6,750,000	\$6,750,000	\$6,750,000	\$6,750,000	\$6,750,000	\$6,750,000	\$6,750,000	\$6,750,000
Orleans	Essence - (Economic Programs)	\$1,450,000								
Orleans	International-Matex Tank Terminals (IMTT)	\$75,000								
Orleans	GNO, Icn/H2TheFuture	\$3,110,000	\$2,475,000							
Orleans	Louisiana Cancer Research Center	\$4,000,000	\$4,000,000	\$4,000,000						
Orleans	New Orleans Pelicans	\$3,650,000	\$3,650,000	\$3,650,000	\$3,650,000					
Ouachita	CenturyLink	\$0								
Ouachita	IBM Monroe-Century Tower -Lease Support	\$260,000	\$260,000	\$260,000	\$260,000	\$180,708				
Ouachita	Mid South Extrusion	\$250,000	\$150,000							
Rapides	SunGas Renewables	\$2,000,000	\$2,000,000	\$2,000,000						
Rapides	UCORE North America	\$300,000	\$200,000							
St. Charles	St. Charles Clean Fuels	\$2,000,000	\$2,000,000	\$2,000,000						
St. James	DG Fuels				\$1,750,000	\$1,750,000	\$1,750,000	\$1,750,000		
St. James	ElementUS				\$3,000,000	\$3,000,000				
St. John the Baptist	L4T Louisiana, LLC	\$250,000	\$250,000	\$250,000	\$250,000					
St. John the Baptist	Woodland Biofuels, Inc			\$2,000,000	\$2,000,000	\$2,000,000	\$2,000,000	\$2,000,000		
St. Landry	Southland Industrial Coatings	\$1,250,000	\$1,250,000							
St. Martin	SafeSource Direct	\$1,000,000	\$1,000,000	\$1,000,000	\$1,000,000					
St. Tammany	Agile Cold Storage	\$250,000	\$500,000	\$500,000						
St. Tammany	Medline	\$500,000								
Statewide	Military Efforts	\$600,000	\$600,000	\$600,000	\$600,000	\$600,000				
Statewide	*Rapid Response Program (StatDed)	\$10,000,000	\$10,000,000	\$10,000,000	\$10,000,000	\$10,000,000	\$10,000,000	\$10,000,000	\$10,000,000	\$10,000,000
Statewide	Stellar	\$500,000								
	Unannounced Project	\$32,807,026								
TOTAL AGENCY 931		\$102,429,426	\$61,023,175	\$52,470,000	\$42,620,000	\$36,340,708	\$24,660,000	\$22,430,000	\$18,680,000	\$16,750,000

Source: Louisiana Economic Development