

Representative Jack McFarland
Chairman



Representative Jason Hughes
Vice Chairman

Fiscal Year 2026 Executive Budget Review

HIGHER EDUCATION

House Committee on Appropriations
House Fiscal Division

April 9, 2025

Budget Analyst: Blair LeBlanc

TABLE OF CONTENTS

This presentation was produced by the House Fiscal Division of the Louisiana House of Representatives.

900 N. 3rd Street
Baton Rouge, LA 70802
house.louisiana.gov/housefiscal/

All data and figures were obtained from the governor's Fiscal Year 2025-2026 Executive Budget and Supporting Documents provided by the Office of Planning and Budget within the Division of Administration along with House Bill 1 of the 2025 Regular Session, unless otherwise noted.

<https://www.doa.la.gov/doa/opb/budget-documents/>

TOPIC

PAGE

Department Organization	3
FY 26 Budget Recommendation	4
Historical Spending	5
Sources of Funding	6
Funding Comparison	8
Significant Changes in FY 26	10
Statewide Services Adjustment	16
Higher Education Formula Funding	17
System Information and Statistics	19
Enrollment Trends	24
Tuition and Fees Comparison	25
Taylor Opportunity Program for Students (TOPS)	26
Louisiana Go Grant	32
Higher Education Contacts	34
General Department Information	35
General Budgetary Information	39

DEPARTMENT ORGANIZATION

Board of Regents

Board of Regents, LOSFA, and LUMCON

Louisiana State University System

- Louisiana State University and A&M College
(includes LSU Board of Supervisors, LSU Law Center, & School of Veterinary Medicine)
- LSU at Alexandria
- LSU at Eunice
- LSU at Shreveport
- LSU Health Sciences Center at New Orleans
- LSU Health Sciences Center at Shreveport
- LSU Agricultural Center
- Pennington Biomedical Research Center

Southern University System

- SU Board of Supervisors
- Southern University and A&M College
- Southern University Law Center
- Southern University at New Orleans
- Southern University at Shreveport
- Southern University Agricultural Center

University of Louisiana System

- UL Board of Supervisors
- UL at Lafayette
- Louisiana Tech University
- Southeastern Louisiana University
- Northwestern Louisiana University
- UL at Monroe
(includes School of Pharmacy)
- McNeese State University
- Nicholls State University
- Grambling State University
- University of New Orleans

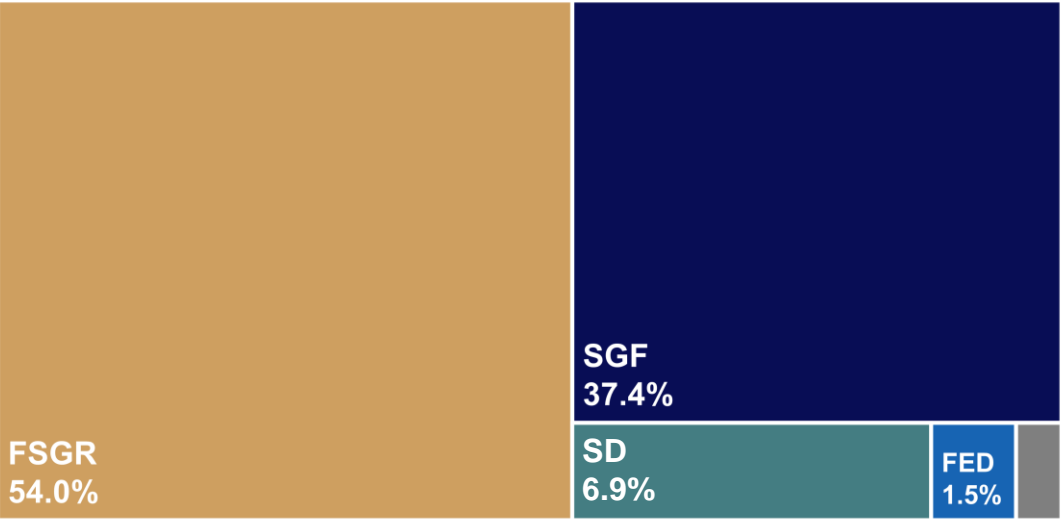
Louisiana Community & Technical Colleges System

- LCTC Board of Supervisors
- Baton Rouge C.C.
- Bossier Parish C.C.
- Central Louisiana Tech. C.C.
- Delgado C.C.
- L.E. Fletcher Technical C.C.
- Louisiana Delta C.C.
- Northwest La Tech. C.C.
- Northshore Technical C.C.
- Nunez C.C.
- River Parishes C.C.
- South Louisiana C.C.
- SOWELA Technical C.C.
- LCTCS Online
- Adult Education and Workforce

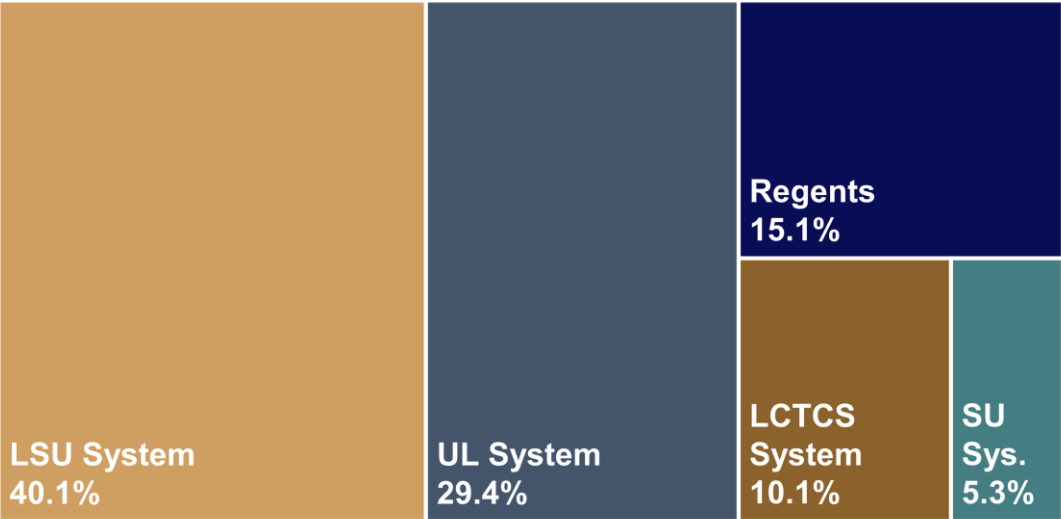
FY 26 BUDGET RECOMMENDATION

Total Funding = \$3,413,282,952

Means of Finance		
State General Fund	\$	1,275,165,701
Interagency Transfers		27,478,007
Fees & Self-generated		1,843,780,471
Statutory Dedications		215,954,140
Federal Funds		50,904,633
Total	\$	3,413,282,952



System Funding Based on Formula Funding		
Board of Regents	\$	514,630,140
Louisiana State University System		1,370,400,662
Southern System		181,597,725
University of Louisiana System		1,002,551,381
Louisiana Community & Technical College System		344,103,044
Total	\$	3,413,282,952

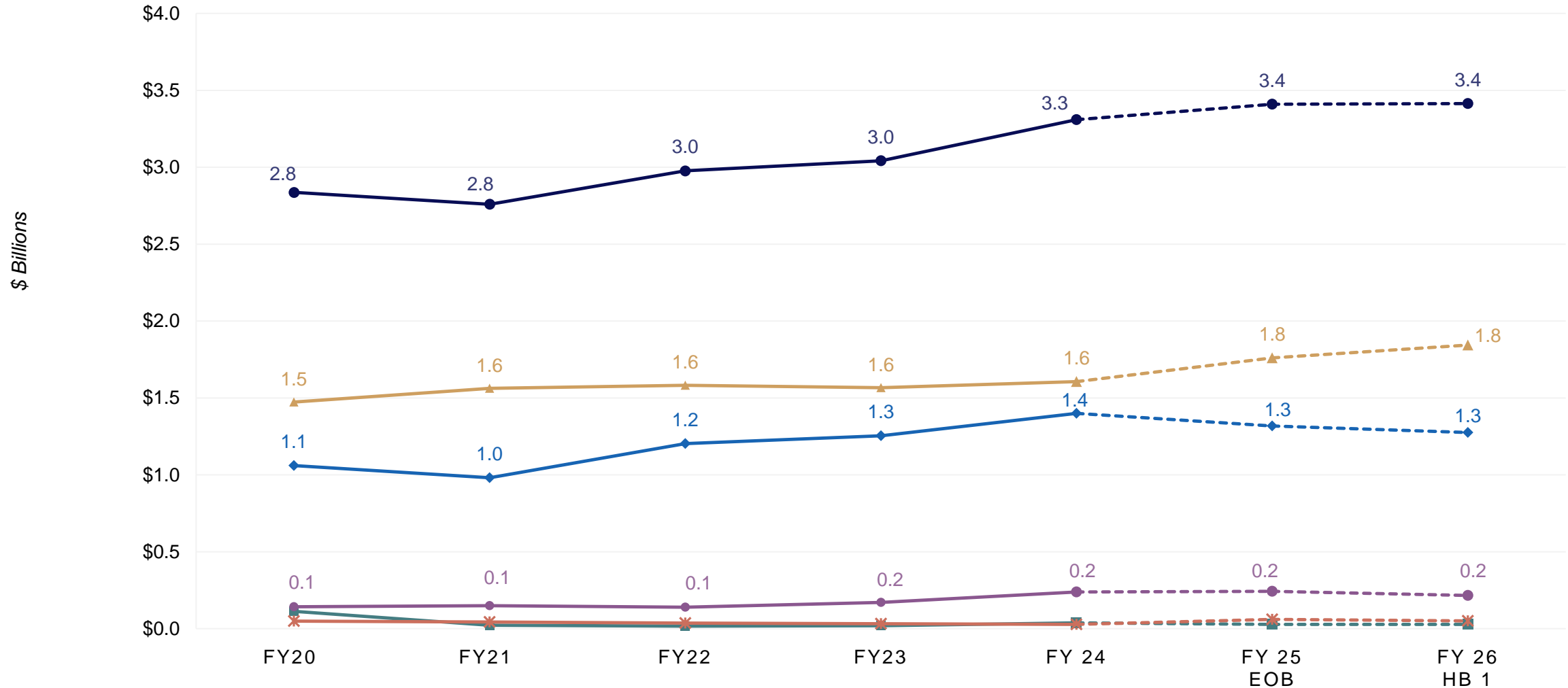


HISTORICAL SPENDING

◆ State General Fund
■ Interagency Transfers
▲ Fees & Self-generated
● Statutory Dedications
✱ Federal Funds
● Total Budget

Annual Average Spending
Change from FY 20 to 24:

7.2%	(24.1%)	2.2%	13.8%	(13.7%)	3.9%
------	---------	------	-------	---------	------



SOURCES OF FUNDING

State General Fund \$1.3 B	Interagency Transfers \$27.5 M	Self-generated Revenue \$1.8 B	Statutory Dedications \$215.9 M	Federal Funds \$50.9 M
<p>The chief operating fund of the State recognized by the Revenue Estimating Conference from various taxes, licenses, fees, and other revenue sources except for those identified as other means of financing</p>	<p>Funding derived from the following transfers:</p> <ul style="list-style-type: none"> • Louisiana Library Consortium (LOUIS) funding in the Board of Regents from higher education institutions • Minimum Foundation Program (MFP) transfers for the Louisiana State University Lab School and Southern University Lab School 	<p>Funding derived from the following sources:</p> <ul style="list-style-type: none"> • Tuition and fee collections • Sales and services of educational activities • Activities related to instruction 	<p>20 dedicated funds support higher education. Some of the largest budgeted funds include:</p> <ul style="list-style-type: none"> • Calcasieu Parish HIED Improvement Fund • Equine Health Studies Program Fund • SU Ag Center Program Fund • Calcasieu Parish Fund • Medical & Allied Health Prof Ed School & Loan Fund • Shreveport Riverfront Convention Ctr. & Independence Stadium Fund • Orleans Parish Excellence Fund • Rockefeller Wildlife Refuge Trust & Protection Fund • Pari-mutuel Live Racing Facility Gaming Control Fund • Education Excellence Fund 	<p>Funding derived from the following:</p> <ul style="list-style-type: none"> • Federal grants and appropriations to Board of Regents, LUMCON, and Agricultural Centers for research purposes • Grants and scholarships at LOSFA

Note: Next Slide details other remaining funds

STATUTORY DEDICATIONS

Fund Name	Source	Usage	FY 25 - EOB	FY 26 - HB1
TOPS Fund	Proceeds from the Master Tobacco Settlement	All funding is utilized in the TOPS scholarship allocation	\$123,719,565	\$113,455,760
Support Education in Louisiana First Fund	Gaming proceeds from Riverboats and Land-based casino	30% of the monies in the fund provide public postsecondary education faculty salary increases, including related benefits	\$42,150,349	\$43,698,000
Louisiana Quality Education Support Fund	Investment earnings from the LEQTF - Mineral production and leasing activity on the Outer Continental Shelf "8g Fund"	Board of Regents Support Fund to provide grant opportunities and endowment matching	\$20,080,000	\$18,930,000
MJ Foster Promise Program Fund	Transfers of State General Fund	Scholarships for non-traditional students enrolled in high demand job training certificate and degree programs	\$10,500,000	\$10,500,000
Workforce Training Rapid Response Fund	Annual deposit of \$10 M of State General Fund per R.S. 17:1874	Used by LCTCS Board to supplement the cost of high-demand workforce training programs	\$10,000,000	\$10,000,000
Tobacco Tax Health Care Fund	Seven-twentieths of one cent per cigarette	Supports cancer research at the Louisiana Cancer Research Center of LSU HSC New Orleans and Tulane HSC, and the LSU HSC Shreveport	\$5,166,778	\$4,862,961
Higher Education Initiatives Fund	Transfers of State General Fund	Accreditation, dual enrollment, and additional post-secondary education needs as determined by the Board of Regents	\$5,000,000	\$5,000,000
Total			\$216,616,692	\$206,446,721

FUNDING COMPARISON

Means of Finance	FY 24 Actual Expenditures	FY 25 Existing Operating Budget 12/1/24	FY 26 HB1 Budget	Change Existing Operating Budget to HB1		Change Actual Expenditures to HB1	
SGF	\$ 1,399,055,764	\$ 1,317,419,835	\$ 1,275,165,701	\$ (42,254,134)	(3.2%)	\$ (123,890,063)	(8.9%)
IAT	37,299,955	28,024,005	27,478,007	(545,998)	(1.9%)	(9,821,948)	(26.3%)
FSGR	1,606,262,188	1,760,312,204	1,843,780,471	83,468,267	4.7%	237,518,283	14.8%
Stat Ded	238,722,656	242,238,117	215,954,140	(26,283,977)	(10.9%)	(22,768,516)	(9.5%)
Federal	27,127,838	60,904,633	50,904,633	(10,000,000)	(16.4%)	23,776,795	87.6%
Total	\$ 3,308,468,401	\$ 3,408,898,794	\$ 3,413,282,952	\$ 4,384,158	0.1%	\$ 104,814,551	3.2%

FUNDING COMPARISON

Significant funding changes compared to the FY 25 Existing Operating Budget

State General Fund	Interagency Transfers	Fees & Self-generated	Statutory Dedications	Federal Funds
<p>(\$42.3 M) decrease primarily due to:</p> <ul style="list-style-type: none"> (\$40.5 M) decrease from the removal of funding for various one-time investments in FY 25 <i>(Note: Itemized list shown on next slide)</i> \$6.1 M increase in the LSU System for cost increases associated with LSU First Health Plan (\$4.4 M) net decrease for statewide services, primarily due to rate decreases in the Louisiana State Employees Retirement System (LASERS) and Teachers' Retirement System of Louisiana (TRSL) <i>(Note: Itemized list shown on slide 11)</i> (\$4.4 M) decrease to align TOPS funding with projected need and most recent REC forecast \$2.3 M increase to cover the cost of mandated fees for the National Guard Patriot Scholarship Program 	<p>(\$545,998) decrease due to:</p> <ul style="list-style-type: none"> (\$320,998) decrease in funding from the Department of Children and Family Services for the Strategies to Empower People Vocational Education Program (\$175,000) decrease from the Louisiana Racing Commission to the Board of Regents for revenue from off-track betting (\$50,000) decrease in one time funding from the Division of Administration for the Governor's Program for Gifted Children at McNeese State University 	<p>\$83.5 M net increase largely associated with the following:</p> <p>The alignment of budget authority to increased actual collections due to changes in enrollment</p>	<p>(\$26.3 M) decrease primarily from:</p> <ul style="list-style-type: none"> (\$16.9 M) net decrease in various dedicated funds to remove one-time investments in FY 25 <i>(Note: Itemized list shown on next slide)</i> (\$10.3 M) decrease to align TOPS funding with projected need and the most recent Revenue Estimating Conference (REC) forecast \$1.5 M increase in statutory dedications out of the Support Education in Louisiana First Fund based on most recent REC forecast \$1.3 M increase in statutory dedication out of the Health Care Employment Reinvestment Opportunity fund for fulfillment of contractual obligations in FY 26 	<p>(\$10.0 M) decrease due to:</p> <p>Decreases to funding for operating expenses at the Southern University – Agricultural Research & Extension Center</p>

SIGNIFICANT CHANGES

Removal of State General Fund and Statutory Dedications line item appropriations made in Act 4 of the 2024 R.S.

State General Fund:

SGF Amount	Campus	Description
(\$6,000,000)	Nicholls State	Accreditation and operating expenses
(\$6,000,000)	LSU A&M	Graduate Assistanships
(\$4,000,000)	LSU HSC - NO	Equipment
(\$4,000,000)	LSU HSC - Shreveport	Operating expenses
(\$4,000,000)	LSU Ag Center	Research Stations
(\$4,000,000)	SU Agricultural Center	Operating expenses
(\$3,000,000)	SU Law	Operating expenses
(\$3,000,000)	SU Board	Additional system funding
(\$1,500,000)	Pennington Biomedical	Operating expenses
(\$1,291,499)	LSU A&M	Supplementary mandated costs
(\$1,225,000)	UL Board	Additional system funding
(\$1,000,000)	LSU - Eunice	Personal services
(\$552,261)	UL Board	Supplementary mandated costs
(\$319,146)	LCTCS	Supplementary mandated costs
(\$250,000)	McNeese State	Operating expenses
(\$223,141)	SU Board	Supplementary mandated costs
(\$113,953)	Board of Regents	Supplementary mandated costs
(\$20,000)	Southeastern University	Scholarships
(\$40,495,000)	Total	

Statutory Dedications:

Stat Ded Amt	Fund	Description
(\$4,000,000)	Louisiana Rescue Plan Fund	UL Monroe College of Pharmacy
(\$4,000,000)	Louisiana Rescue Plan Fund	UL Board of Supervisors
(\$3,700,000)	Higher EducationCampus Revitalization Fund	Roof repairs, acquition, major repairs at SU A&M
(\$3,000,000)	Higher EducationCampus Revitalization Fund	Accreditation related expenses at SUNO
(\$1,000,000)	Louisiana Postsecondary Inclusive Education Fund	Programs that create pathways to degrees for students with disabilities
(\$1,000,000)	Criminal Justice and First Responder Fund	One-time crime prevention initiatives in the city of Baton Rouge
(\$200,000)	Shreveport Riverfront and Convention Center and Independence Stadium Fund	SU-Shreveport for the Museum of Art
(\$16,900,000)	Total	

FY 26 SYSTEM FUNDING COMPARISON

State General Fund

Since the FY 2010 budget development process and pursuant to higher education preamble language, for purposes of developing the higher education budget DOA transfers all General Fund from the management boards and institutions to BOR in the General Appropriations Bill (HB1).

Agency	FY 24 Actual Expenditures	FY 25 EOB 12/1/24	FY 26 HB1 Budget	FY 26 Preliminary Allocation	Change from EOB to Formula	
Regents	\$ 323,129,035	\$ 300,781,342	\$ 1,275,165,701	\$ 297,119,995	\$ (3,661,347)	(1.2%)
LSU System	513,705,037	492,838,441	0	476,686,668	(16,151,773)	(3.3%)
SU System	67,990,531	68,472,475	0	56,522,663	(11,949,812)	(17.5%)
UL System	328,495,727	300,035,965	0	290,569,126	(9,466,839)	(3.2%)
LCTC System	165,735,434	155,291,612	0	154,267,249	(1,024,363)	(0.7%)
Total	\$ 1,399,055,764	\$ 1,317,419,835	\$ 1,275,165,701	\$ 1,275,165,701	\$ (42,254,134)	(3.2%)

Total Funding

Agency	FY 24 Actual Expenditures	FY 25 EOB 12/1/24	FY 26 HB1 Budget	FY 26 Preliminary Allocation	Change from EOB to Formula	
Regents	\$ 512,985,072	\$ 529,892,983	\$ 1,492,675,846	\$ 514,630,140	\$ (15,262,843)	(2.9%)
LSU System	1,288,986,278	1,324,635,737	893,713,994	1,370,400,662	45,764,925	3.5%
SU System	190,825,168	214,888,731	125,075,062	181,597,725	(33,291,006)	(15.5%)
UL System	955,693,222	998,344,505	711,982,255	1,002,551,381	4,206,876	0.4%
LCTC System	359,978,660	341,136,838	189,835,795	344,103,044	2,966,206	0.9%
Total	\$ 3,308,468,400	\$ 3,408,898,794	\$ 3,413,282,952	\$ 3,413,282,952	\$ 4,384,158	0.1%

STATE GENERAL FUND CHANGES

Institution/System	FY 24 Actuals SGF	FY 25 EOB SGF	FY 26 Formula SGF	Change from FY 25 EOB to FY 26
Board of Regents	\$ 36,230,232	\$ 28,356,568	\$ 30,456,649	\$ 2,100,081
LOSFA	13,847,616	14,251,870	11,867,053	(2,384,817)
TOPS	189,338,498	173,386,710	168,958,610	(4,428,100)
GO Grants	70,473,573	70,480,716	70,480,716	0
START Enh.	2,900,000	2,900,000	2,900,000	0
LUMCON	6,832,309	7,705,478	6,456,967	(1,248,511)
Patriot Scholarship	3,506,807	3,700,000	6,000,000	2,300,000
Board of Regents Total	\$ 323,129,035	\$ 300,781,342	\$ 297,119,995	\$ (3,661,347)
LCTC Board	10,616,936	4,404,590	4,450,591	46,001
Baton Rouge CC	18,864,120	18,922,535	18,699,543	(222,992)
Bossier Parish CC	16,731,310	16,472,895	16,450,501	(22,394)
Central LA Tech. CC	6,120,025	5,992,740	5,931,172	(61,568)
Delgado CC	35,596,216	33,477,288	32,963,828	(513,460)
L.E. Fletcher Tech. CC	5,755,721	5,616,536	5,611,251	(5,285)
LA Delta CC	10,908,242	10,762,135	10,642,032	(120,103)
Northwest LA Tech. CC	5,486,317	5,449,845	5,370,154	(79,691)
Nunez CC	5,599,214	5,486,522	5,513,031	26,509
Northshore Tech. CC	9,894,255	9,740,115	9,639,554	(100,561)
River Parishes CC	6,752,552	6,563,286	6,483,179	(80,107)
South Louisiana CC	17,375,428	17,128,693	17,024,579	(104,114)
Sowela Technical CC	11,920,007	11,159,341	11,372,743	213,402
LCTCS Online	1,245,091	1,245,091	1,245,091	0
Adult Basic Education	2,870,000	2,870,000	2,870,000	0
Workforce Training RR	0	0	0	0
LCTC System Total	\$ 165,735,434	\$ 155,291,612	\$ 154,267,249	\$ (1,024,363)

Note: System boards retain the authority to reallocate up to 5% of the SGF per Act 454 of the 2014 R.S.

Institution/System	FY 24 Actuals SGF	FY 25 EOB SGF	FY 26 Formula SGF	Change from FY 25 EOB to FY 26
LSU - Alexandria	\$ 8,370,551	\$ 7,891,902	\$ 7,878,651	\$ (13,251)
LSU - Baton Rouge	175,575,451	148,897,628	149,066,353	168,725
LSU - Eunice	6,194,070	7,077,720	6,187,213	(890,507)
LSU HSC - New Orleans	95,227,208	98,769,617	93,921,500	(4,848,117)
LSU HSC - Shreveport	84,795,668	87,965,077	84,637,781	(3,327,296)
LSU - Shreveport	14,310,970	13,166,197	12,788,726	(377,471)
LSU Ag. Center	90,811,257	93,575,377	88,329,361	(5,246,016)
Pennington	38,419,862	35,494,923	33,877,083	(1,617,840)
LSU System Total	\$ 513,705,037	\$ 492,838,441	\$ 476,686,668	\$ (16,151,773)
SU Board	5,465,886	4,163,212	4,065,380	(97,832)
SU - Baton Rouge	26,580,412	28,649,563	25,783,374	(2,866,189)
SU Law Center	6,952,683	8,762,093	4,975,883	(3,786,210)
SU - New Orleans	9,963,220	8,170,946	7,632,214	(538,732)
SU - Shreveport	7,815,473	6,993,605	6,568,834	(424,771)
SU Ag. Center	11,212,857	11,733,056	7,496,978	(4,236,078)
SU System Total	\$ 67,990,531	\$ 68,472,475	\$ 56,522,663	\$ (11,949,812)
UL Board	1,372,586	2,554,046	1,346,640	(1,207,406)
Grambling State	18,227,216	17,712,867	16,372,719	(1,340,148)
Louisiana Tech	37,756,091	35,901,290	35,338,298	(562,992)
McNeese State	23,762,101	19,980,131	20,778,038	797,907
Nicholls State	21,899,612	25,863,996	19,897,965	(5,966,031)
Northwestern State	28,984,793	27,273,823	27,600,905	327,082
Southeastern LA	38,074,783	36,102,421	35,777,571	(324,850)
UL - Lafayette	92,623,039	75,337,160	75,224,736	(112,424)
UL - Monroe	34,151,019	32,419,829	32,320,191	(99,638)
Univ. of New Orleans	31,644,487	26,890,402	25,912,063	(978,339)
UL System Total	\$ 328,495,727	\$ 300,035,965	\$ 290,569,126	\$ (9,466,839)

SELF-GENERATED REVENUE CHANGES

Institution/System	FY 24 Actuals FSGR	FY 25 EOB FSGR	FY 26 FSGR	Change from FY 25 EOB to FY 26
Board of Regents	\$ 1,586,131	\$ 6,930,299	\$ 6,930,299	\$ 0
LOSFA	0	0	0	0
TOPS	0	0	0	0
GO Grants	0	0	0	0
START Enh.	0	0	0	0
LUMCON	3,478,766	9,100,000	9,100,000	0
Board of Regents Total	\$ 5,064,897	\$ 16,030,299	\$ 16,030,299	\$ 0
LCTC Board	0	0	0	0
Baton Rouge CC	25,000,000	23,500,000	26,500,000	3,000,000
Bossier Parish CC	16,956,832	18,946,107	18,946,107	0
Central LA Tech. CC	3,375,919	3,831,000	4,031,000	200,000
Delgado CC	40,012,562	47,000,000	47,000,000	0
L.E. Fletcher Tech. CC	7,203,734	7,980,000	7,980,000	0
LA Delta CC	10,116,949	11,700,000	11,700,000	0
Northwest LA Tech. CC	3,107,211	3,550,000	3,550,000	0
Nunez CC	5,837,284	6,200,000	6,450,000	250,000
Northshore Tech. CC	8,377,782	9,790,000	9,790,000	0
River Parishes CC	8,195,421	9,595,000	9,595,000	0
South Louisiana CC	16,122,413	16,750,000	16,750,000	0
Sowela Technical CC	10,872,975	10,972,976	11,500,000	527,024
LCTCS Online	0	0	0	0
Adult Basic Education	0	0	0	0
Workforce Training RR	0	0	0	0
LCTC System Total	\$ 155,179,082	\$ 169,815,083	\$ 173,792,107	\$ 3,977,024

Note: Institutional FSGR amounts are typically amended into HB1 once enrollment trends are compiled

Institution/System	FY 24 Actuals FSGR	FY 25 EOB FSGR	FY 26 FSGR	Change from FY 25 EOB to FY 26
LSU - Alexandria	\$ 32,408,268	\$ 35,885,025	\$ 35,885,025	\$ 0
LSU - Baton Rouge	547,156,841	582,264,309	635,364,309	53,100,000
LSU - Eunice	11,215,184	10,628,383	10,628,383	0
LSU HSC - New Orleans	66,262,223	67,903,888	75,044,911	7,141,023
LSU HSC - Shreveport	24,510,965	25,823,433	27,105,005	1,281,572
LSU - Shreveport	42,277,984	55,994,397	55,994,397	0
LSU Ag. Center	4,761,526	6,807,967	6,807,967	0
Pennington	845,561	845,561	845,561	0
LSU System Total	\$ 729,438,552	\$ 786,152,963	\$ 847,675,558	\$ 61,522,595
SU Board	0	0	0	0
SU - Baton Rouge	71,920,838	72,543,866	73,543,866	1,000,000
SU Law Center	18,852,131	20,417,867	17,580,329	(2,837,538)
SU - New Orleans	10,708,130	13,585,417	11,880,901	(1,704,516)
SU - Shreveport	8,342,568	9,283,950	9,283,950	0
SU Ag. Center	0	0	0	0
SU System Total	\$ 109,823,667	\$ 115,831,100	\$ 112,289,046	\$ (3,542,054)
UL Board	2,925,493	3,422,500	3,422,500	0
Grambling State	32,521,651	36,470,043	37,564,144	1,094,101
Louisiana Tech	94,974,451	103,355,648	103,355,648	0
McNeese State	41,858,327	49,389,120	54,430,949	5,041,829
Nicholls State	38,529,464	45,067,731	45,067,731	0
Northwestern State	49,887,746	60,551,127	60,551,127	0
Southeastern LA	91,069,756	96,872,099	105,434,127	8,562,028
UL - Lafayette	136,939,525	136,939,525	150,939,525	14,000,000
UL - Monroe	60,865,063	68,227,710	68,227,710	0
Univ. of New Orleans	57,184,513	72,187,256	65,000,000	(7,187,256)
UL System Total	\$ 606,755,989	\$ 672,482,759	\$ 693,993,461	\$ 21,510,702

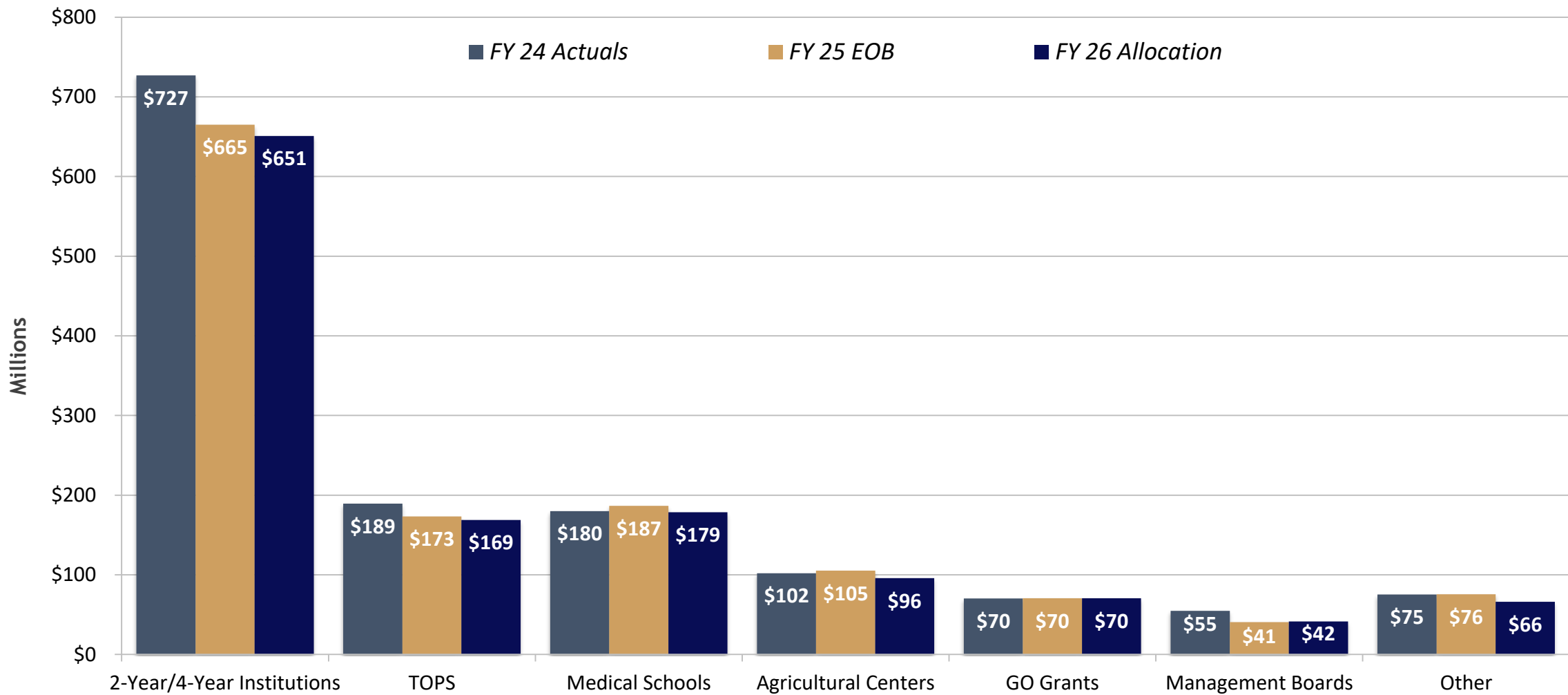
TOTAL FUNDING CHANGES

Institution/System	FY 24 Actuals	FY 25 EOB	FY 26 Formula	Change from FY 25 EOB to FY 26
Board of Regents	\$ 114,884,576	\$ 91,167,546	\$ 92,249,556	\$ 1,082,010
LOSFA	18,144,908	26,460,760	23,754,965	(2,705,795)
TOPS	278,913,580	297,106,275	282,414,370	(14,691,905)
GO Grants	70,473,573	70,480,716	70,480,716	0
START Enh.	2,900,000	2,900,000	2,900,000	0
LUMCON	13,661,629	27,577,666	26,330,533	(1,247,133)
Foster Scholars	10,500,000	10,500,000	10,500,000	0
Patriot Scholars	3,506,807	3,700,000	6,000,000	2,300,000
Board of Regents Total	\$ 512,985,073	\$ 529,892,963	\$ 514,630,140	\$ (15,262,823)
LCTC Board	10,616,936	4,404,590	4,450,591	46,001
Baton Rouge CC	44,603,870	43,146,809	45,950,410	2,803,601
Bossier Parish CC	34,140,750	35,862,141	35,856,018	(6,123)
Central LA Tech. CC	9,700,958	10,024,465	10,170,267	145,802
Delgado CC	77,159,340	82,045,505	81,525,135	(520,370)
L.E. Fletcher Tech. CC	13,129,891	13,763,406	13,764,248	842
LA Delta CC	21,424,077	22,852,676	22,746,913	(105,763)
Northwest LA Tech. CC	8,809,540	9,211,337	9,139,411	(71,926)
Nunez CC	11,581,277	11,828,272	12,109,986	281,714
Northshore Tech. CC	18,494,032	19,747,467	19,654,887	(92,580)
River Parishes CC	15,186,858	16,392,174	16,320,655	(71,519)
South Louisiana CC	34,237,462	34,602,841	34,525,316	(77,525)
Sowela Technical CC	23,774,578	23,140,064	23,774,116	634,052
LCTCS Online	1,245,091	1,245,091	1,245,091	0
Adult Basic Education	2,870,000	2,870,000	2,870,000	0
Workforce Training RR	33,004,000	10,000,000	10,000,000	0
LCTC System Total	\$ 359,978,660	\$ 341,136,838	\$ 344,103,044	\$ 2,966,206

Note: System boards retain the authority to reallocate up to 5% of the SGF per Act 454 of the 2014 R.S.

Institution/System	FY 24 Actuals	FY 25 EOB	FY 26 Formula	Change from FY 25 EOB to FY 26
LSU - Alexandria	\$ 41,044,049	\$ 44,036,608	\$ 44,032,892	\$ (3,716)
LSU - Baton Rouge	740,923,800	748,806,006	802,382,888	53,576,882
LSU - Eunice	17,656,120	17,947,805	17,066,173	(881,632)
LSU HSC - New Orleans	165,572,296	170,670,955	173,110,636	2,439,681
LSU HSC - Shreveport	115,649,811	120,009,440	117,857,994	(2,151,446)
LSU - Shreveport	57,213,224	69,771,805	69,416,776	(355,029)
LSU Ag. Center	111,568,454	116,961,480	111,716,158	(5,245,322)
Pennington	39,358,524	36,431,638	34,817,145	(1,614,493)
LSU System Total	\$ 1,288,986,278	\$ 1,324,635,737	\$ 1,370,400,662	\$ 45,764,925
SU Board	5,465,886	4,163,212	4,065,380	(97,832)
SU - Baton Rouge	104,767,988	112,177,486	105,677,390	(6,500,096)
SU Law Center	26,005,054	29,376,011	22,759,461	(6,616,550)
SU - New Orleans	21,245,629	25,319,674	20,095,273	(5,224,401)
SU - Shreveport	16,695,683	16,661,271	16,043,246	(618,025)
SU Ag. Center	16,644,928	27,191,077	12,956,975	(14,234,102)
SU System Total	\$ 190,825,168	\$ 214,888,731	\$ 181,597,725	\$ (33,291,006)
UL Board	6,695,873	5,976,546	4,769,140	(1,207,406)
Grambling State	51,780,860	55,693,314	54,984,366	(708,948)
Louisiana Tech	134,683,802	141,669,335	140,676,561	(992,774)
McNeese State	69,094,642	73,286,354	78,269,597	4,983,243
Nicholls State	61,535,045	72,514,558	66,088,286	(6,426,272)
Northwestern State	80,108,380	89,663,107	89,536,572	(126,535)
Southeastern LA	131,189,064	135,476,272	143,286,949	7,810,677
UL - Lafayette	232,381,208	215,540,232	229,022,486	13,482,254
UL - Monroe	96,880,043	106,472,506	102,439,876	(4,032,630)
Univ. of New Orleans	91,344,305	102,052,281	93,477,548	(8,574,733)
UL System Total	\$ 955,693,222	\$ 998,344,505	\$ 1,002,551,381	\$ 4,206,876

STATE GENERAL FUND COMPARISON



Note: The Other category includes Pennington, LUMCON, SU Law, LCTCSOnline and Adult Basic Education, START and LOSFA Programs

STATEWIDE SERVICES ADJUSTMENT

	Risk Management Premiums	Classified Employee Market Rate Increases	Group Benefits Active Employees	Group Benefits Retirees	Retirement Contribution Changes	All Other Adjustments Combined	Total
Board of Regents	\$18,960	\$13,129	\$75,272	\$39,504	(\$178,878)	\$29,518	(\$2,495)
LSU System*	(\$1,085,365)	\$2,895,535	\$853,277	\$917,823	(\$4,185,230)	\$95,754	(\$508,206)
Southern System	(\$2,445,339)	\$694,877	\$332,865	\$239,781	(\$584,787)	\$35,932	(\$1,726,671)
UL System	(\$4,191,187)	\$2,489,624	\$2,130,706	\$1,430,022	(\$3,154,168)	(\$124,575)	(\$1,419,578)
LCTC System	(\$1,262,121)	\$552,072	\$759,433	\$426,934	(\$1,211,390)	\$29,855	(\$705,217)
HIED Total	(\$8,965,052)	\$6,645,237	\$4,151,553	\$3,054,064	(\$9,314,453)	\$66,484	(\$4,362,167)

(\$4.4 M) SGF reduction included in the FY 26 Budget

* Does not include \$6.1 M added for increases in LSU First Insurance

HIGHER EDUCATION FUNDING FORMULA

- The Board of Regents is responsible for formulation of a master plan that *“shall include a formula for equitable distribution of funds to the institutions of postsecondary education”*

[Const. Article VIII, Sec. 5(D)(4) and R.S. 17:3128(A)(1)]

- In addition, the Board is responsible for reporting any funding formula adopted for postsecondary institutions no later than March thirty-first of each year (R.S. 17:3129(F)). The current outcomes-based funding formula (R.S.17:3129.2) *“ensures the equitable allocation of state funds to public postsecondary educational institutions, appropriately considers costs, places significant emphasis on student and institutional outcomes, and aligns with the state's economic development and workforce needs.”*
- As of FY 26, 2- and 4-year institutions funding formula consist of 2 components:
 - **Base Level Funding** – prior year allocation
 - **Outcomes** - metrics based on completer levels, transfers, completers in high-demand fields (four and five-star jobs), time-to-award, research, completion of Pell Grant, underrepresented minorities, and adult students

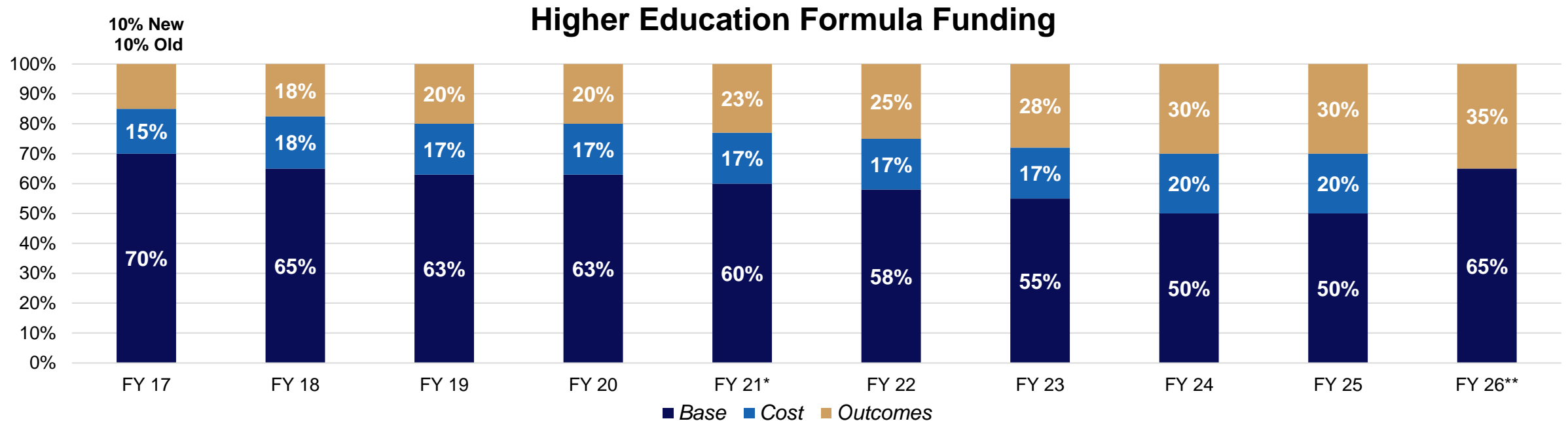
All general fund currently resides under the Board of Regents in HB1. Management boards retain the authority to reallocate up to 5% of the state general fund.

HIGHER EDUCATION FUNDING FORMULA

- Since FY 2017, an outcomes-based funding formula model has been adopted for 2-and 4-year institutions and a pro-rata distribution for the specialized institutions
- The graph below illustrates the shifts in the Board's policy decisions over the last ten years when weighing various portions of the outcomes-based funding formula

(In FY 21, the State General Fund appropriation to higher education as a whole was reduced compared to FY20 due to the COVID-19 pandemic and utilizing CARES Act federal funds. Because of this, no model was adopted in FY21)


As a result of a standstill budget, the Board of Regents does not anticipate implementing the formula for FY 26



* No model implemented in FY 21

** Funding Formula Model changed to remove Cost component

System Information & Statistics



LOUISIANA STATE UNIVERSITY SYSTEM

The institutions of the Louisiana State University System range from a major research university, to master’s and doctoral granting four-year institutions, to a two-year community college, as well as two highly specialized research institutions: the LSU Agricultural Center and the Pennington Biomedical Research Center.

In addition, LSU provides a comprehensive group of professional schools ranging from law, veterinary medicine, medicine, dentistry, and the full spectrum of allied health professions. Through its Health Care Service Division, LSU also operates one public hospital.



	ENROLLMENT				AWARDS						RETENTION		FACULTY/STAFF				COSTS	
	Fall Headcount		Annual FTE		Unique Completers		Total Awards Granted		Time-to-degree		1st Year Retention		Instructional Faculty FTE		Non-instructional Staff FTE		Annual Undergrad Tuition & Fees	
	2020	2024	2020-21	2023-24	2020-21	2023-24	2020-21	2023-24	2020-21	2023-24	2020-2021	2023-2024	FY 2021	FY 2025	FY 2021	FY 2025	2020-21	2024-25
LSU A&M	35,453	43,441	32,237.2	37,359.5	6,678	7,793	6,871	8,166	4.2	4.1	83.4%	84.0%	1,406.0	1,528.1	2,139.2	2,317.9	\$11,962	\$11,954
LSU Alexandria	3,585	6,941	2,803.1	4,114.7	583	908	593	909	5.9	5.5	58.8%	67.3%	107.9	108.5	75.1	127.4	\$6,910	\$7,014
LSU Eunice	3,153	3,672	2,063.5	2,255.6	352	481	362	681	3.4	3.1	47.4%	46.0%	86.9	75.2	46.5	63.5	\$4,779	\$4,868
LSU Shreveport	9,955	10,851	7,527.7	7,486.9	3,707	3,693	3,710	3,729	5.2	4.8	61.3%	59.0%	184.2	185.3	119.5	152.1	\$7,434	\$7,520
GRADUATE PROGRAMS																		
LSU HSC New Orleans	2,829	2,750	N/A	N/A	860	857	875	869	N/A	N/A	N/A	N/A	251.6	293.0	492.8	468.1	N/A	N/A
LSU HSC Shreveport	982	1,103	N/A	N/A	251	267	251	267	N/A	N/A	N/A	N/A	104.6	400.2	254.3	216.0	N/A	N/A

Sources: BOR Higher Education State Fact Book 2024-25 as of 2-12-2025

SOUTHERN UNIVERSITY SYSTEM

The Southern University System is a historically black college system that oversees five campuses which include Southern University and A&M College in Baton Rouge, Southern University at New Orleans, Southern University at Shreveport, Southern University Law Center as well as the Southern University Agricultural Research and Extension Center in Baton Rouge.

Each of the campuses play an important part in their respective communities and is responsive to regional intellectual, cultural, and labor needs by supporting economic and workforce development that bring benefits to the state and region.



	ENROLLMENT				AWARDS						RETENTION		FACULTY/STAFF				COSTS	
	Fall Headcount		Annual FTE		Unique Completers		Total Awards Granted		Time-to-degree		1st Year Retention		Instructional Faculty FTE		Non-instructional Staff FTE		Annual Undergrad Tuition & Fees	
	2020	2024	2020-21	2023-24	2020-21	2023-24	2020-21	2023-24	2020-21	2023-24	2019-20	2023-24	FY 2021	FY 2025	FY 2021	FY 2025	2020-21	2024-25
Southern Univ A&M	6,917	8,279	5,786.1	7,354.2	1,007	1,325	1,011	1,326	5.2	5.5	60.1%	60.3%	349.4	411.6	299.9	423.8	\$9,236	\$9,923
SU - New Orleans	2,264	2,468	1,519.5	1,460.7	351	290	359	300	7.7	6.3	41.6%	51.0%	102.5	104.6	76.8	70.7	\$7,287	\$8,466
SU - Shreveport	2,457	2,951	1,783.2	2,016.8	235	264	245	278	7	5.3	35.0%	38.1%	107.0	98.4	84.5	82.4	\$4,380	\$4,380
GRADUATE PROGRAM																		
SU Law Center*	831	N/A	986.0	N/A	176	N/A	176	N/A	N/A	N/A	N/A	N/A	47.0	N/A	47.2	N/A	\$17,434	N/A

* Southern Law Center now reported with Southern University A&M

Sources: BOR Higher Education State Fact Book 2024-25 as of 2-12-2025

UNIVERSITY OF LOUISIANA SYSTEM

The University of Louisiana System is a public, multi-campus university system dedicated to the service of Louisiana and its people. The system is comprised of nine diverse universities that offer a broad spectrum of educational opportunities ranging from technical training at the associate level to research at the doctoral level.

The fundamental mission of the system is to emphasize teaching, research, and community service to enhance the quality of life for Louisiana citizens.




	ENROLLMENT				AWARDS						RETENTION		FACULTY/STAFF				COSTS	
	Fall Headcount		Annual FTE		Unique Completers		Total Awards Granted		Time-to-degree		1st Year Retention		Instructional Faculty FTE		Non-instructional Staff FTE		Annual Undergrad Tuition & Fees	
	2020	2024	2020-21	2023-24	2020-21	2023-24	2020-21	2023-24	2020-21	2023-24	2019-20	2023-24	FY 2021	FY 2025	FY 2021	FY 2025	2020-21	2024-25
Grambling	5,495	5,147	4,996.8	4,640.9	733	784	777	807	5.3	5.1	76.8%	65.3%	173.5	155.7	161.6	164.6	\$7,635	\$7,683
Louisiana Tech	11,088	12,059	9,553.8	9,469.4	2,041	2,149	2,121	2,360	4.2	4.1	80.0%	81.1%	406.2	365.2	260.9	326.0	\$10,634	\$10,755
McNeese	7,281	6,252	6,264.8	5,286.9	1,361	1,202	1,394	1,240	4.8	4.8	71.2%	68.0%	293.0	280.1	188.2	170.4	\$8,345	\$8,822
Nicholls	6,859	6,104	5,844.3	5,136.4	1,368	1,187	1,469	1,219	4.8	4.8	74.4%	75.3%	283.5	256.3	170.4	178.0	\$7,975	\$8,233
Northwestern	11,539	8,612	8,452.9	6,705.7	1,981	1,900	2,037	1,947	4.9	5.1	75.3%	71.5%	408.8	365.4	169.7	186.7	\$8,702	\$8,894
Southeastern	14,514	14,453	11,460.4	10,736.8	2,175	2,084	2,190	2,095	4.8	4.7	71.5%	70.7%	542.9	509.2	282.7	305.3	\$8,494	\$8,559
UL - Lafayette	16,642	15,773	13,656.3	13,128.2	3,573	3,107	3,589	3,116	4.9	4.9	79.2%	74.0%	715.6	697.1	630.9	802.0	\$11,174	\$11,294
UL - Monroe	9,132	8,764	7,560.6	6,878.4	1,849	1,611	1,869	1,634	4.5	4.8	73.7%	72.6%	349.7	335.2	284.1	315.4	\$9,399	\$9,579
Univ. of New Orleans	8,397	6,501	6,425.8	5,114.0	1,609	1,153	1,644	1,185	5.1	4.9	69.8%	60.3%	294.8	265.2	450.5	626.2	\$9,354	\$9,454

Sources: BOR Higher Education State Fact Book 2024-25 as of 2-12-2025

LOUISIANA COMMUNITY & TECHNICAL COLLEGE SYSTEM

The system includes seven community colleges, five technical and community colleges, LCTCSONline, Adult Basic Education, and Workforce Training Rapid Response program. LCTCSONline is a centralized solution for developing and delivering educational programming statewide through the internet.

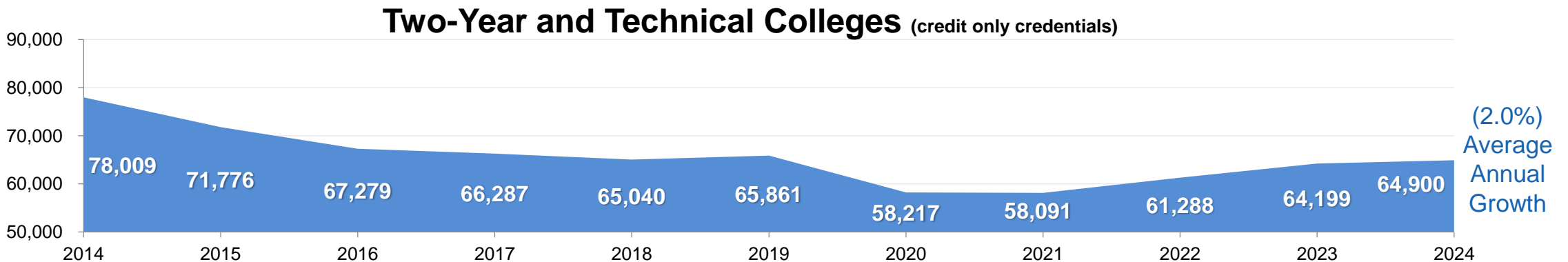
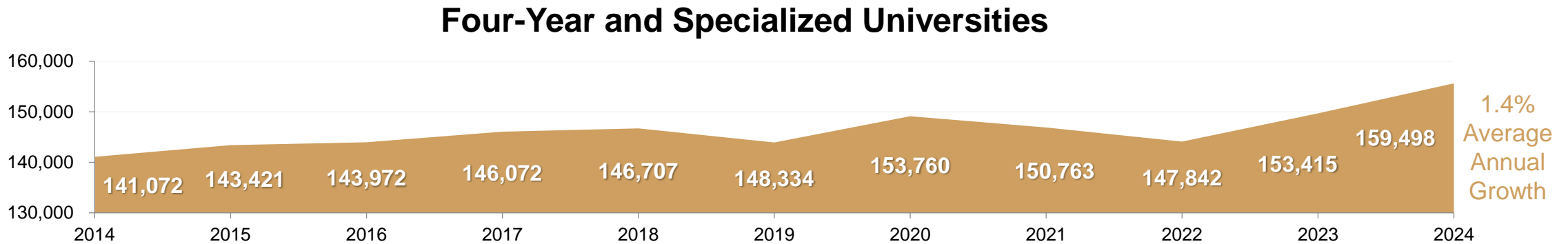
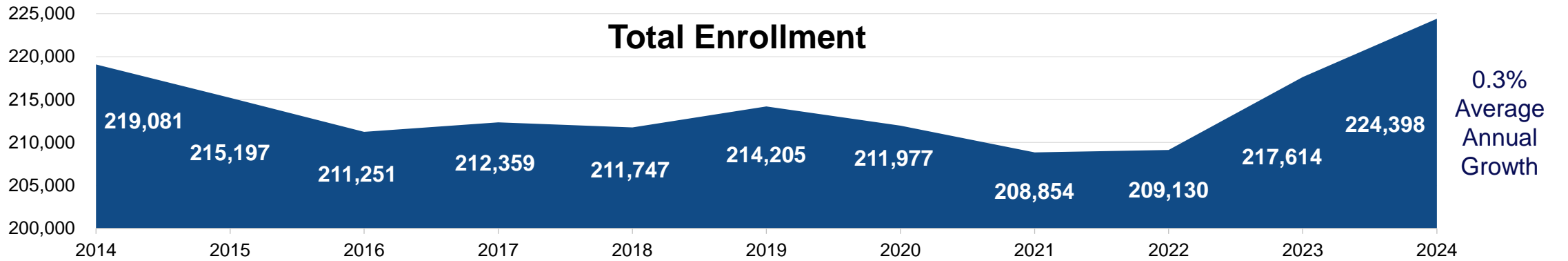
The system embraces economic development as an integral part of its mission and provides leadership to have its colleges match their development and delivery of educational offerings to the needs and gaps in regional and state economic and business development.



	ENROLLMENT				AWARDS						RETENTION		FACULTY/STAFF				COSTS	
	Fall Headcount		Annual FTE		Unique Completers		Total Awards Granted		Time-to-degree		1st Year Retention		Instructional Faculty FTE		Non-instructional Staff FTE		Annual Undergrad Tuition & Fees	
	2020	2024	2020-21	2023-24	2020-21	2023-24	2020-21	2023-24	2020-21	2023-24	2019-20	2023-24	FY 2021	FY 2025	FY 2021	FY 2025	2020-21	2024-25
BRCC	7,376	11,182	5,066.8	6,572.9	1,812	1,851	2,113	2,194	5.3	4.7	47.7%	47.9%	186.7	181.2	110.4	129.5	\$4,221	\$4,321
BPCC	5,973	5,561	4,034.8	4,005.7	1,044	1,649	1,420	2,330	5	5	47.9%	49.3%	135.4	144.2	79.0	108.6	\$4,283	\$5,267
CLTCC	2,098	1,332	1,286.1	929.2	898	825	1,599	1,264	2.3	5	40.0%	56.3%	110.3	77.6	34.0	34.7	\$4,109	\$4,209
Delgado	13,034	12,130	8,868.6	7,883.0	2,847	2,453	3,321	2,923	6.9	6.8	47.1%	48.3%	493.5	407.1	175.1	163.1	\$4,279	\$4,279
Fletcher	2,105	2,663	1,451.8	1,622.5	517	824	728	1,159	3.6	5	50.4%	59.3%	76.6	81.0	33.0	43.6	\$4,119	\$4,219
La. Delta	3,874	3,463	2,689.2	2,549.8	808	970	1,199	1,369	4.7	4.3	49.5%	45.2%	129.7	110.6	91.3	7.4	\$4,159	\$4,199
Northshore TCC	3,552	5,975	1,982.2	2,428.4	962	1,284	1,730	2,390	2.2	3	50.7%	49.5%	125.6	152.0	44.2	57.3	\$4,103	\$4,299
Northwest LA TCC	935	1,044	686.1	761.4	575	742	1,012	1,227	1.8	3	66.7%	88.2%	56.6	47.8	20.3	25.3	\$4,109	\$4,149
Nunez	2,132	2,819	1,451.7	1,683.6	409	639	504	942	4.1	2.9	51.9%	55.6%	60.2	75.1	38.6	48.6	\$4,327	\$4,255
RPCC	2,756	2,597	1,752.0	1,684.3	495	977	686	1,375	3.3	3.4	56.2%	55.4%	78.5	81.9	44.2	50.7	\$4,109	\$4,209
SLCC	5,855	5,462	4,381	4316.9	1,623	2,549	2,035	3,658	4.2	4.5	48.6%	49.5%	187.2	206.1	132.3	158.1	\$4,205	\$4,330
SOWELA	2,914	3,446	2,110.7	2,426.4	793	1,154	1,569	2,326	2.6	2.8	50.9%	54.9%	123.3	134.1	68.2	74.4	\$4,185	\$4,335

Sources: BOR Higher Education State Fact Book 2024-25 as of 2-12-2025

FALL HEADCOUNT ENROLLMENT



Source: BOR Higher Education State Fact Book 2024-25 as of 2.12.2025

HISTORICAL TUITION & FEES

10 Year Comparison of Tuition and Fee Costs

(Per full time student taking 15 hours per semester)

Note: Tuition has not increased since 2016; general education fees have not changed since 2020

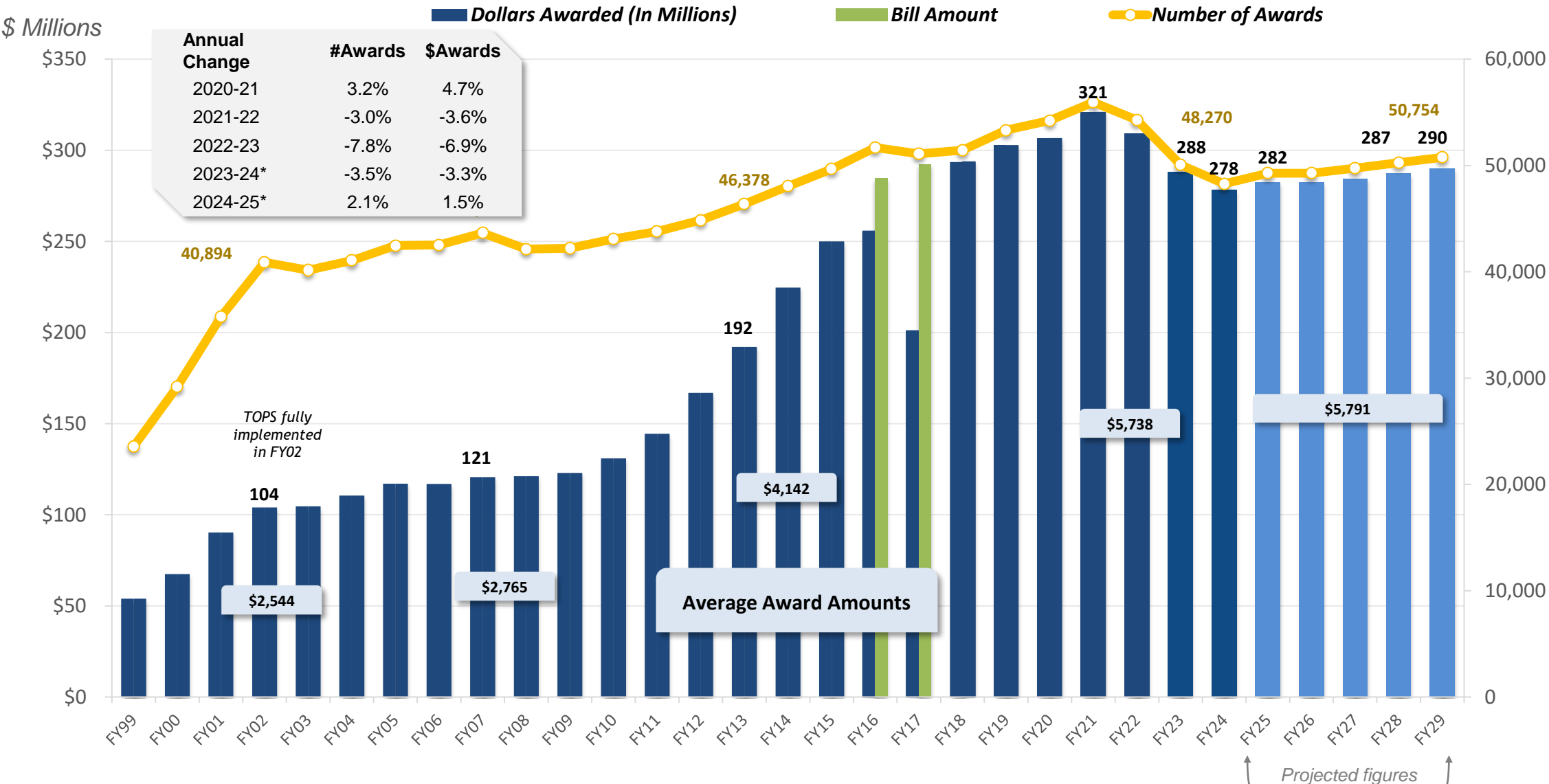
4-Year Institutions	Fall 2015	Fall 2024	Difference	% Change
LSU A&M	\$9,714	\$11,954	\$2,240	23%
LSU Alexandria	6,158	6,939	781	13%
LSU Shreveport	6,903	7,520	617	9%
Southern A&M	7,346	9,923	2,577	35%
Southern NO	5,931	8,466	2,535	43%
Grambling	7,063	7,683	620	9%
LA Tech	8,854	10,755	1,901	21%
McNeese	7,289	8,832	1,543	21%
Nicholls	7,378	8,233	855	12%
Northwestern	7,507	8,894	1,387	18%
Southeastern	7,340	8,559	1,219	17%
UL Lafayette	8,540	11,294	2,754	32%
UL Monroe	7,658	9,579	1,921	25%
UNO	8,244	9,454	1,210	15%
Average	7,566	9,149	1,583	21%

2-Year Institutions	Fall 2015	Fall 2024	Difference	% Change
LSU Eunice	\$3,828	\$4,868	\$1,040	27%
SU Shreveport	3,996	4,380	384	10%
BRCC	4,178	4,321	143	3%
BPCC	3,971	4,433	462	11%
Delgado	3,981	4,279	298	7%
Central LA	3,940	4,209	269	7%
Fletcher	3,921	4,219	298	8%
Nunez	3,944	4,255	311	8%
La Delta CC	3,991	4,199	208	5%
SLCC	4,041	4,330	289	7%
Northshore	3,945	4,299	354	9%
RPCC	3,911	4,209	298	8%
SOWELA	4,017	4,335	318	8%
Northwest LA*	2,818	4,149	1,331	47%
Average	3,892	4,380	488	13%

Source: Board of Regents

* Tuition and Fees increased when Northwest LA shifted to Technical Community Colleges

TAYLOR OPPORTUNITY PROGRAM FOR STUDENTS

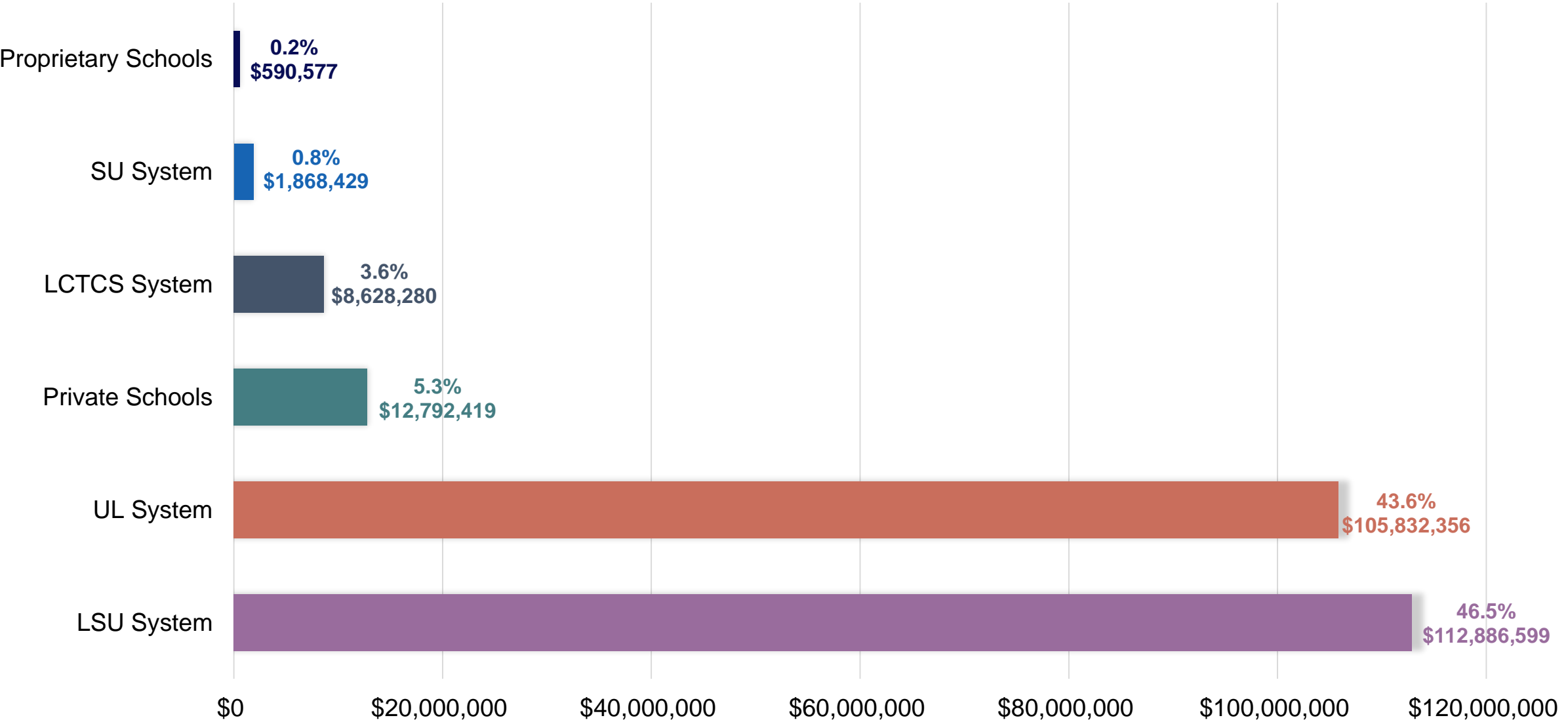


* 2024-25 based on projected amounts

Source: Louisiana Office of Student Financial Assistance (LOSFA)

TOPS DISTRIBUTION

FY 24-25

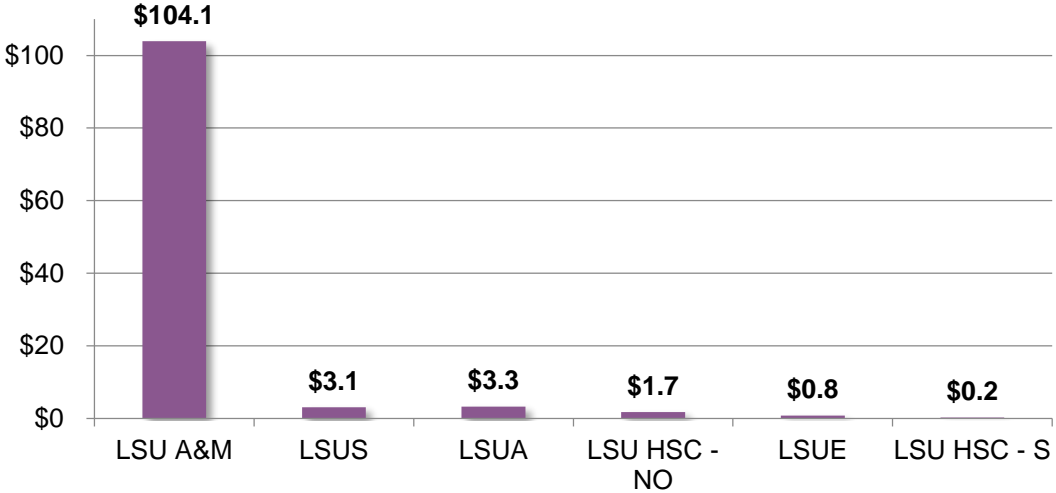


Source: Louisiana Office of Student Financial Assistance (LOSFA) 3-26-25

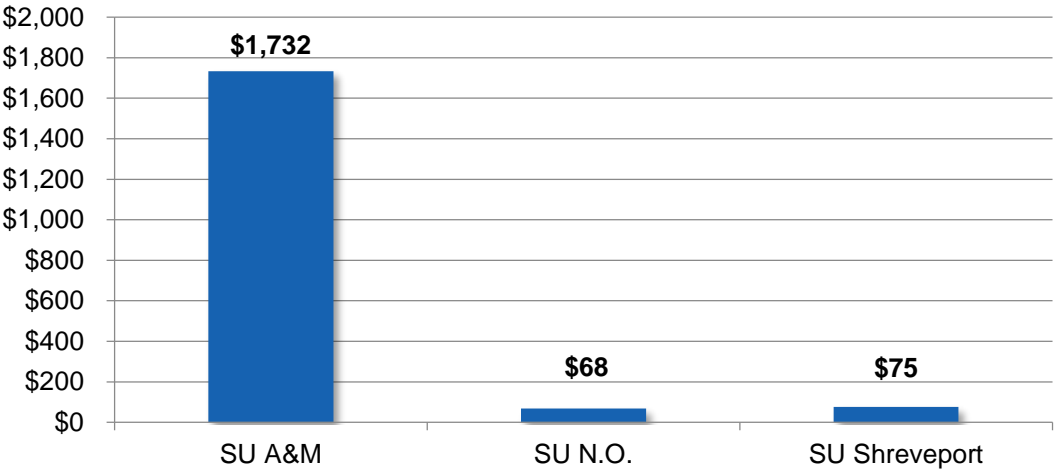
TOPS DISTRIBUTION

FY 24-25

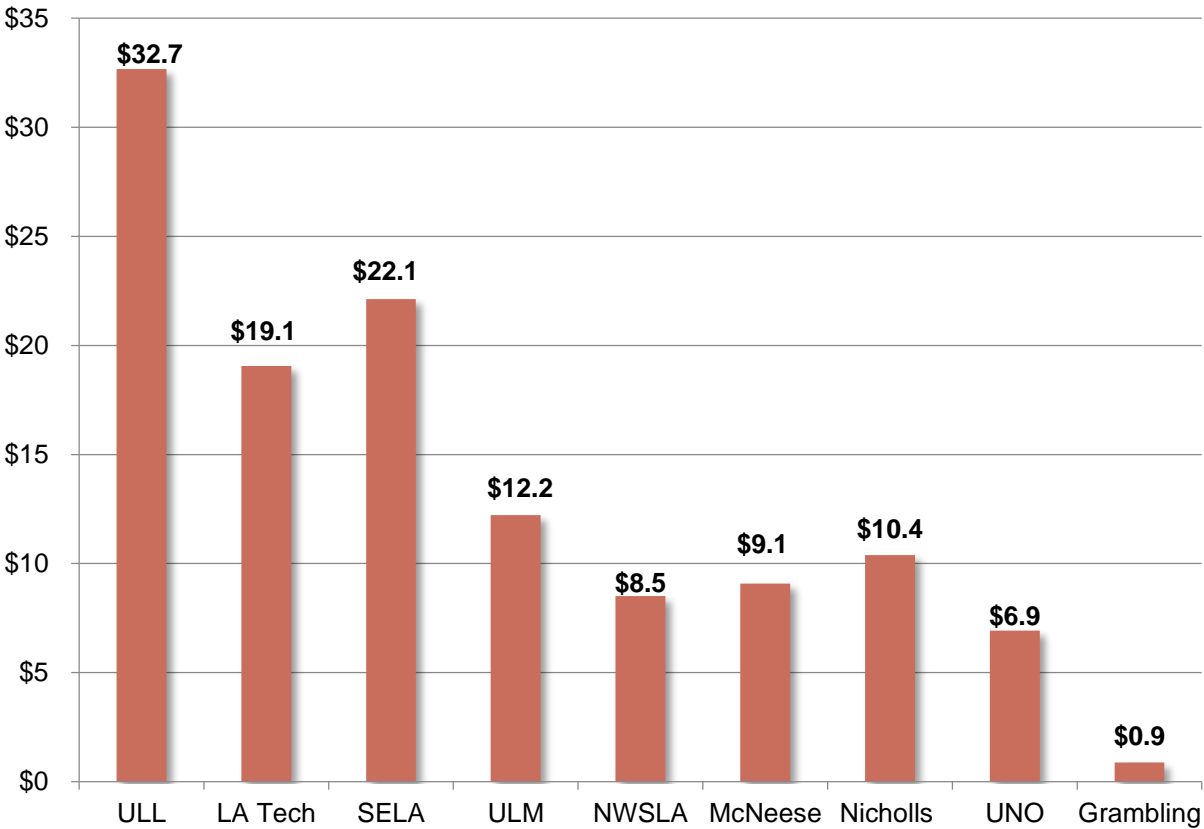
LSU System (In Millions)



SU System (In Thousands)



UL System (In Millions)

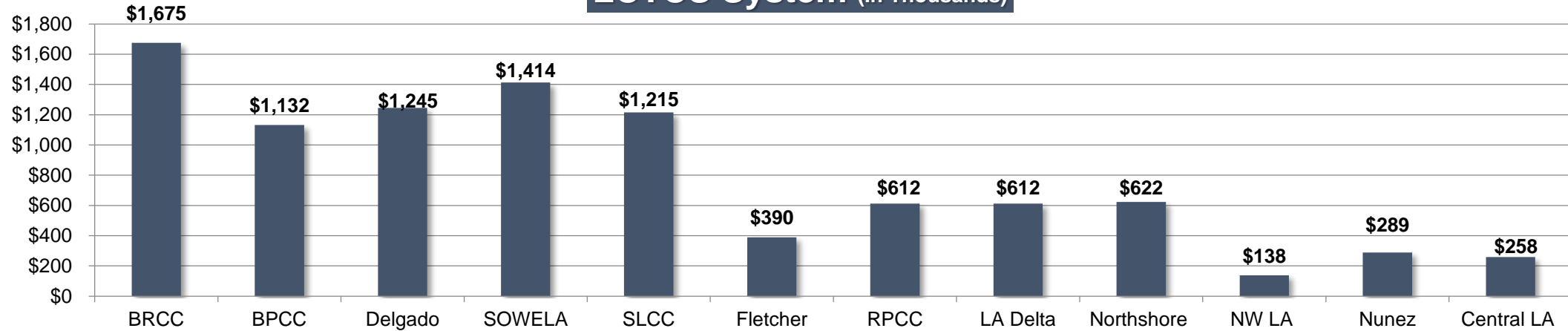


Source: Louisiana Office of Student Financial Assistance (LOSFA) 3-26-25

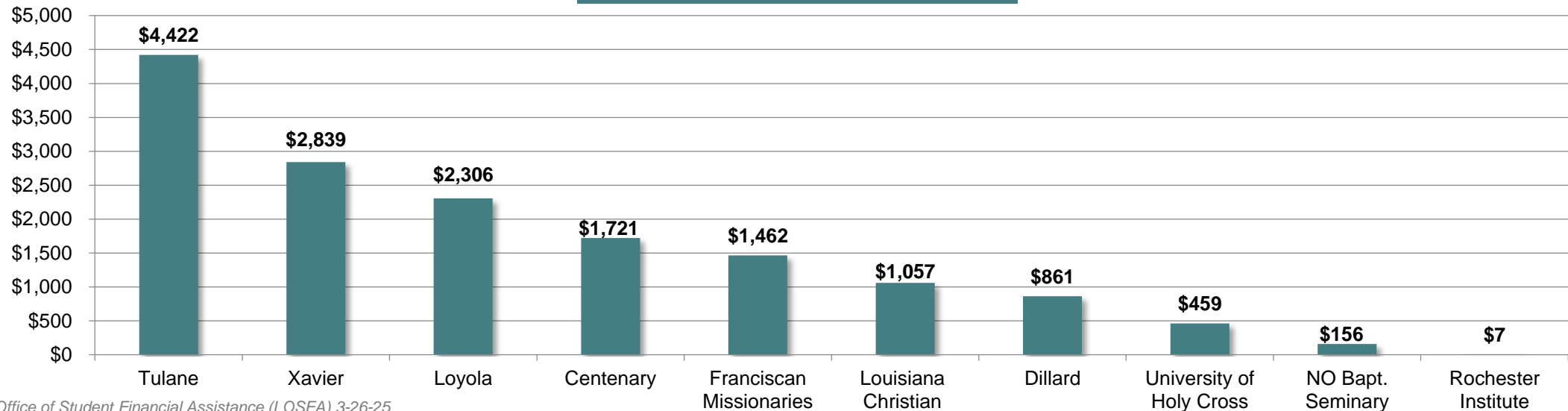
TOPS DISTRIBUTION

FY 24-25

LCTCS System (In Thousands)



Private Schools (In Thousands)

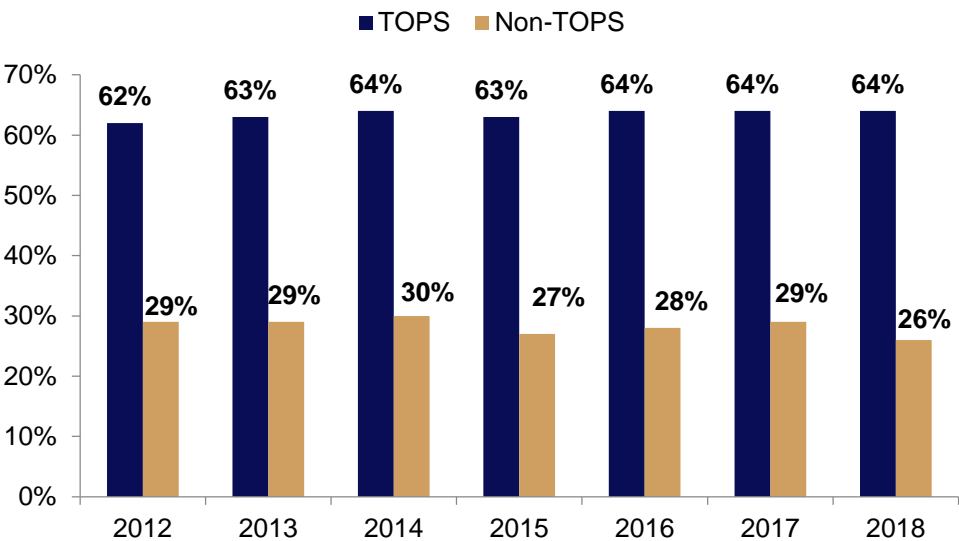


Source: Louisiana Office of Student Financial Assistance (LOSFA) 3-26-25

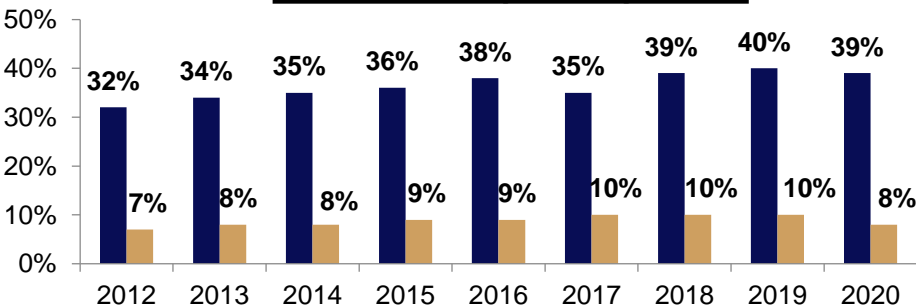
TOPS METRICS

Baccalaureate Completion at Four-Year Institutions

Six-Year (150%) Rate



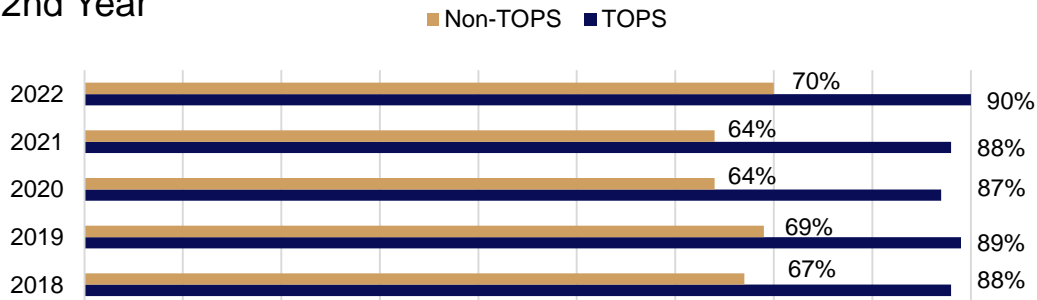
Four-Year (100%) Rate



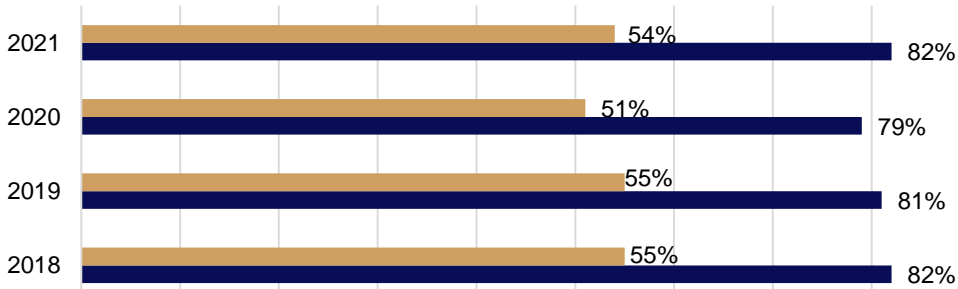
*Non-TOPS limited to students from Louisiana

Statewide Retention Rates at Four-Year Institutions

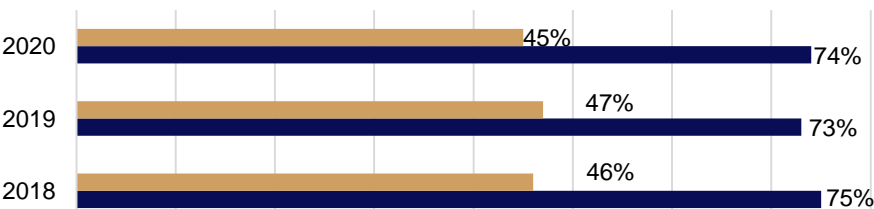
2nd Year



3rd Year

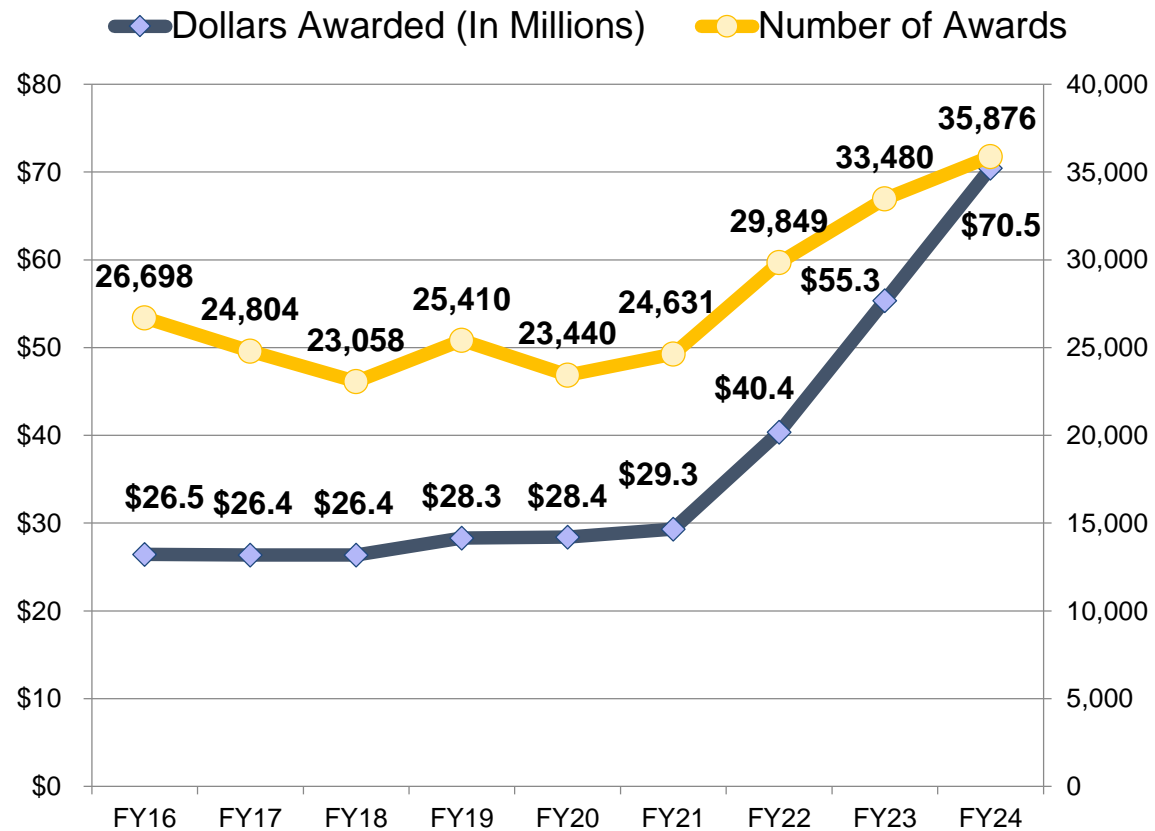


4th Year

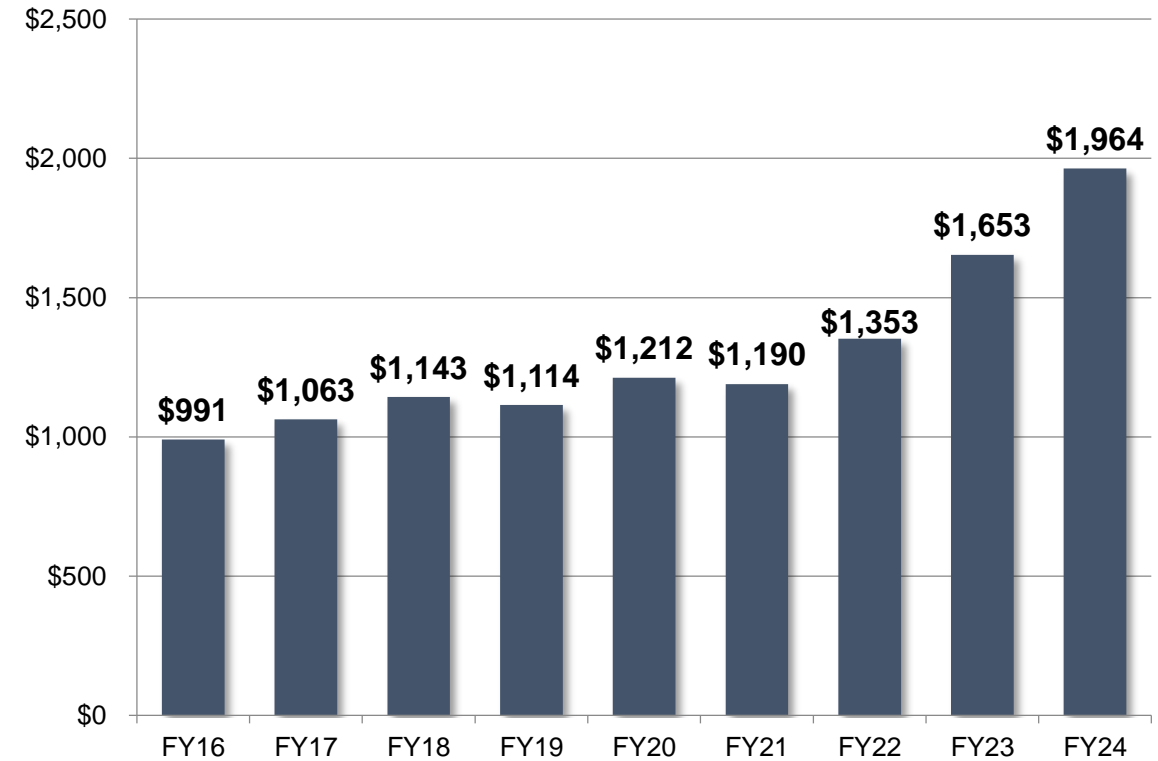


Source: Board of Regents Tops Report October 2024

LOUISIANA GO GRANT PROGRAM



Average Grant Award



Source: Louisiana Office of Student Financial Assistance (LOSFA) – February 2025

LOUISIANA GO GRANT PROGRAM

Comparison of Allocations at Public Institutions

4-Year Institutions	2024	2025	Change
LSU A&M	6,001,181	7,283,802	1,282,621
LSU Alexandria	768,752	760,544	(8,208)
LSU HSC NO	502,054	500,583	(1,471)
LSU HSC Shreveport	15,245	6,000	(9,245)
LSU Shreveport	2,429,234	2,098,716	(330,518)
			0
Southern A&M	3,228,312	3,225,498	(2,814)
Southern NO	717,714	716,541	(1,173)
			0
Grambling	2,303,375	2,303,308	(67)
LA Tech	2,992,626	3,153,608	160,982
McNeese	4,059,100	4,059,334	234
Nicholls	2,803,090	2,823,253	20,163
Northwestern	4,081,521	4,460,379	378,858
Southeastern	7,438,083	7,437,888	(195)
UL Lafayette	6,246,248	6,243,292	(2,956)
UL Monroe	4,285,818	3,934,328	(351,490)
UNO	3,041,158	2,930,049	(111,109)

2-Year Institutions	2024	2025	Change
LSU Eunice	669,409	654,845	(14,564)
			0
SU Shreveport	558,836	555,868	(2,968)
			0
BRCC	1,567,738	1,536,089	(31,649)
BPCC	666,902	666,941	39
Delgado	6,654,670	6,474,874	(179,796)
Central LA	163,877	123,757	(40,120)
Fletcher	271,913	215,469	(56,444)
Nunez	219,132	163,509	(55,623)
Delta CC	688,389	688,429	40
SLCC	1,156,423	1,156,490	67
Northshore	132,181	132,189	8
RPCC	206,605	102,809	(103,796)
SOWELA	621,630	621,666	36
Northwest LA TCC	213,780	213,792	12

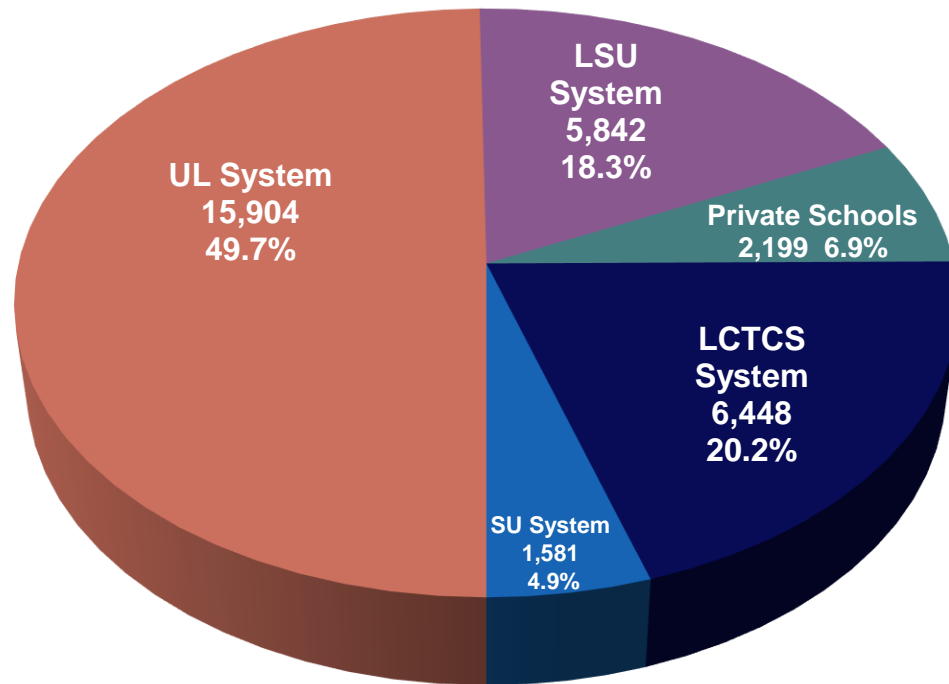
Independent Schools	5,775,720	5,236,866	(538,854)
----------------------------	------------------	------------------	------------------

Source: Louisiana Office of Student Financial Assistance (LOSFA)

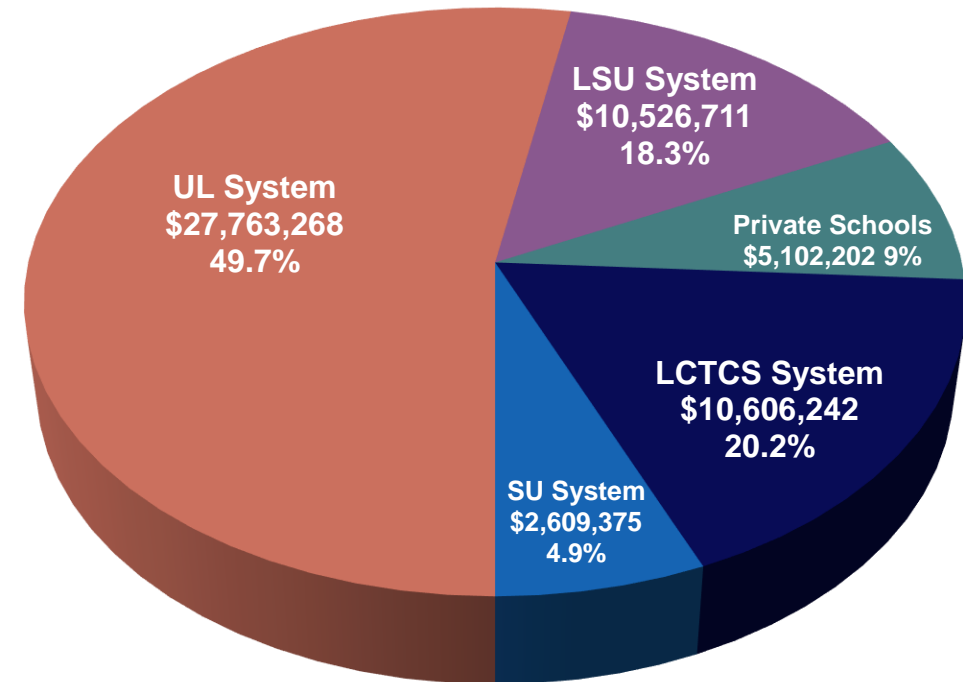
GO GRANT DISTRIBUTION

FY 24-25

No. of Awards



Funding Distribution



Source: Louisiana Office of Student Financial Assistance (LOSFA) 3-26-25

DEPARTMENT CONTACTS



Dr. William Tate IV
President
Louisiana State
University System

Tate@lsu.edu



Mr. Dennis Shields, J.D.
President
Southern
University System

Dennis.Shields@sus.edu



Dr. Kim Hunter Reed
*Commissioner of
Higher Education*
Board of Regents

Kim.Reed@laregents.edu



Mr. Rick Gallot, J.D.
President
University of
Louisiana System

Prez@ulsystem.edu



Dr. Monty Sullivan
President
Louisiana Community And
Technical Colleges System

MontySullivan@lctcs.edu

General Department Information



BOARD OF REGENTS

Board of Regents

Board of Regents

LOFSA - Office of Student Financial Assistance

LUMCON - Louisiana Universities Marine Consortium



Through statewide academic planning and review, budgeting and performance funding, research, and accountability, Regents coordinates the efforts of the state's 32 degree granting public institutions in addition to Louisiana State University and Southern University Agricultural Centers and Pennington Biomedical Research Center.

The Board of Regents (BOR) also serves as the state liaison to Louisiana's accredited, independent institutions of higher learning. The Board of Regents is not involved in overseeing the day-to-day operations of college campuses, but is responsible for setting important statewide policies and standards including minimum admissions requirements, as well as benchmarks and targets.

Included within the Board of Regents are the following major sections:

- Office of the Commissioner; Finance and Administration; Academic Affairs and Innovation; Strategic Planning and Student Success; Research and Sponsored Initiatives.

BOARD OF REGENTS

Louisiana Office of Student Financial Assistance

LOSFA's mission is to facilitate the progression towards college access and success by educating students and families about careers and the related college options, applying to attend college, showing up on campus, and persisting beyond the first year.

LOSFA administers the Taylor Opportunity Program for Students (TOPS) scholarship program, the college savings plan called Student Tuition Assistance and Revenue Trust (START) Saving Plan, the ABLE (Achieving a Better Life Experience) Program, the Louisiana Go Grant, M.J. Foster Promise Program, and other assistance programs.

LOSFA provides college access assistance to high school students across Louisiana through seminars, workshops, and special events designed to motivate, instruct, and follow through. The office has also increased outreach and advising efforts to non-traditional students and returning adults to inform them of new initiatives such as the M.J. Foster Promise.



TOPS PROGRAM

A program of state scholarships for Louisiana residents who attend either one of the Louisiana public colleges and universities, schools that are a part of the Louisiana Community and Technical College System, Louisiana approved proprietary and cosmetology schools, or institutions that are a part of the Louisiana Association of Independent Colleges and Universities.

START SAVING PROGRAM

The program is a college savings plan designed to help families contend with the growing costs of educating their children after high school.

START K12 PROGRAM

The program is a savings plan that allows families to save for tuition expenses related to attendance at any Louisiana K12 school.

GO GRANT PROGRAM

The program provides a need-based component to the state's financial aid plan to support nontraditional and low-to-moderate income students.

ABLE PROGRAM

The program is a savings plan supporting persons with disabilities in endeavors to maintain health, independence, and quality of life.

MJ FOSTER PROGRAM

Provides financial support for students to earn credentials in high demand jobs in growing industry sectors such as Construction, Healthcare, Transportation & Logistics, Information Technology, and Manufacturing. This includes associates degrees, technical certificates, or HiSET/high school equivalency

BOARD OF REGENTS

Louisiana Universities Marine Consortium

LUMCON's mission is to promote, facilitate, and conduct research and education collaborations among Louisiana's universities in marine and coastal sciences relevant to the sustainability of coastal and marine environments of the Gulf of America by:

- Conducting research and education programs directly relevant to Louisiana's needs in marine and coastal science
- Serving as a facility for all Louisiana schools with interests in marine research and education in order to make all levels of society increasingly aware of the economic and cultural value of Louisiana's coastal and marine environments
- Sponsoring and coordinating educational events, conducting educational programs, and developing educational products in the marine/coastal sciences for universities, K-12 schools and the public that makes use of LUMCON's location and facilities




LUMCON Research Vessel

The 116 foot "Pelican" was built in 1985 at Allied Shipyard in Larose, Louisiana with capital outlay funds provided by the State of Louisiana. In 2003, the research vessel underwent a refit upgrading a majority of the scientific equipment onboard and adding an additional 10 feet to the stern



General Budgetary Information



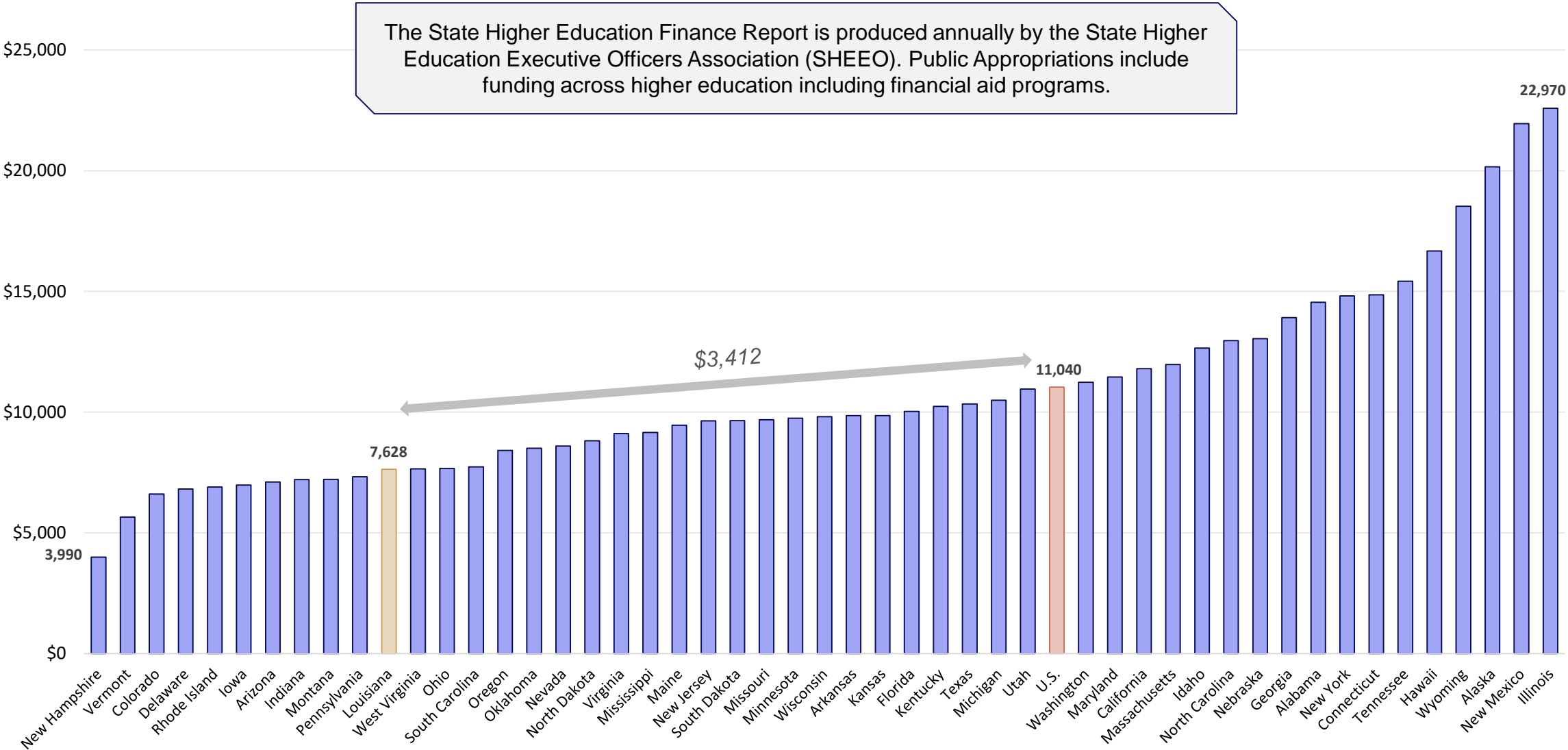
FY 25 EXISTING OPERATING BUDGET

The FY 2024-25 Existing Operating Budget (EOB) was frozen on December 1, 2024. This point-in-time reference is used in both the Executive Budget and the General Appropriations Bill.

Means of Finance	Appropriation	Mid-Year Adjustments	Existing Operating Budget
General Fund	\$ 1,316,528,036	\$ 891,799	\$ 1,317,419,835
Interagency Transfers	27,974,005	50,000	28,024,005
Self-generated Revenue	1,760,312,204		1,760,312,204
Statutory Dedications	242,238,117		242,238,117
Federal	60,904,633		60,904,633
Total	\$ 3,407,956,995	\$ 941,799	\$ 3,408,898,794

Mid-year Adjustments Summary				
July	August	September	October	November
No change	\$914,384 Various means of finance carried into FY 25 from the prior fiscal year for program expenses	\$27,415 (\$22,585) Reduction in SGF due to liquidating encumbrances within 45 day window of FY 24 year end financial close \$50,000 Increase in IAT for McNeese State University from for the Governor's Program for Gifted Children	No change	No change

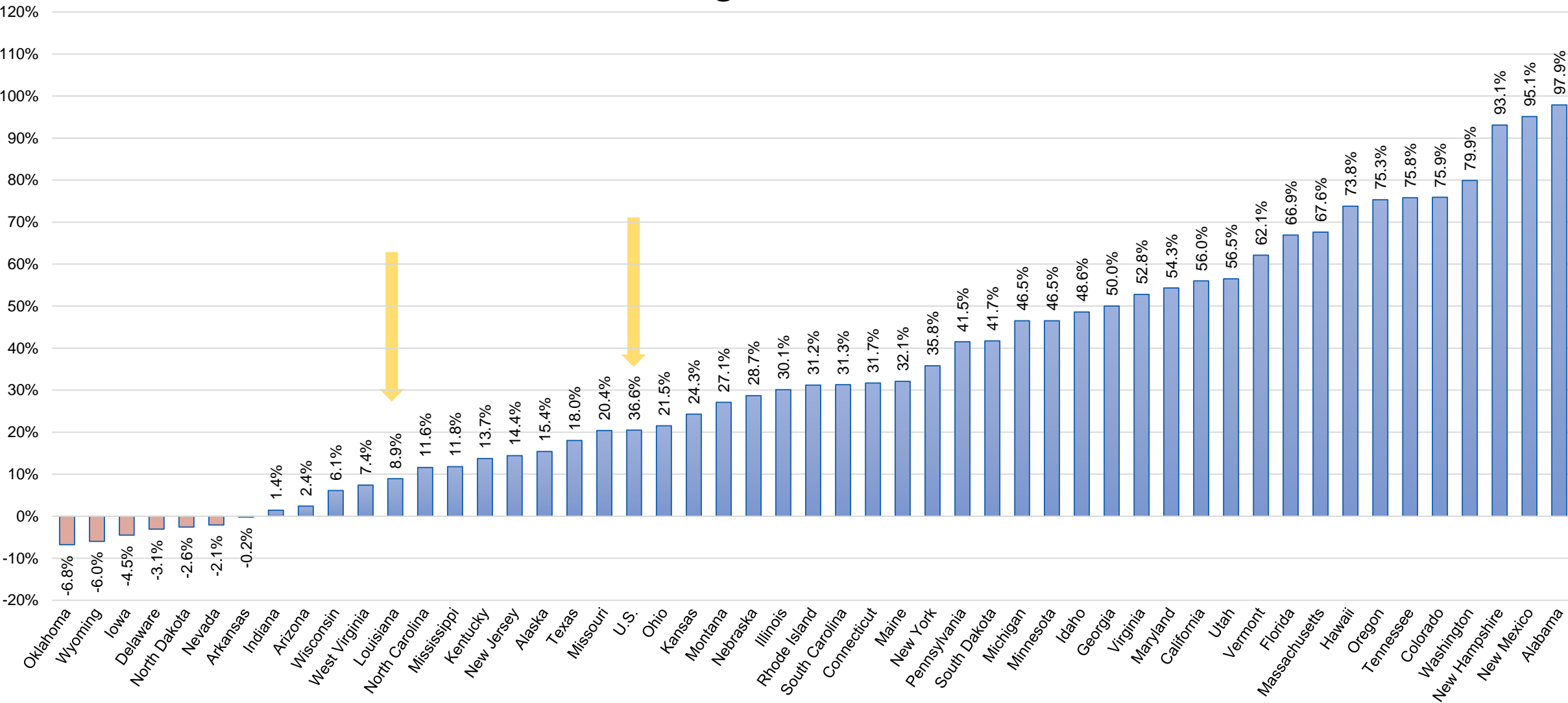
PUBLIC HIED APPROPRIATIONS PER FTE STUDENT



Source: The State Higher Education Executive Officers Association (SHEEO) - 2023

PUBLIC HIED APPROPRIATIONS PER FTE STUDENT

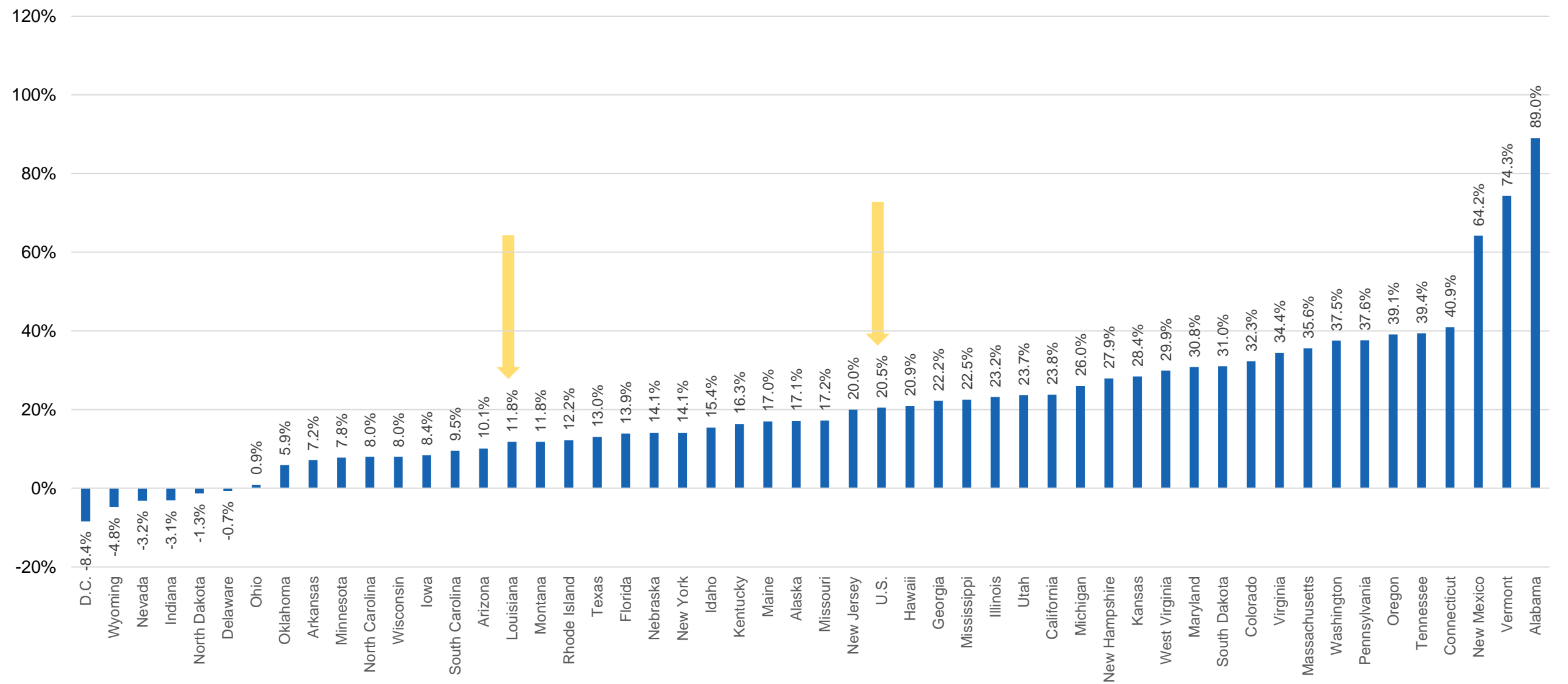
Percent Change from FY 2013-2023



Source: State Higher Education Executive Officers (SHEEO) - 2023

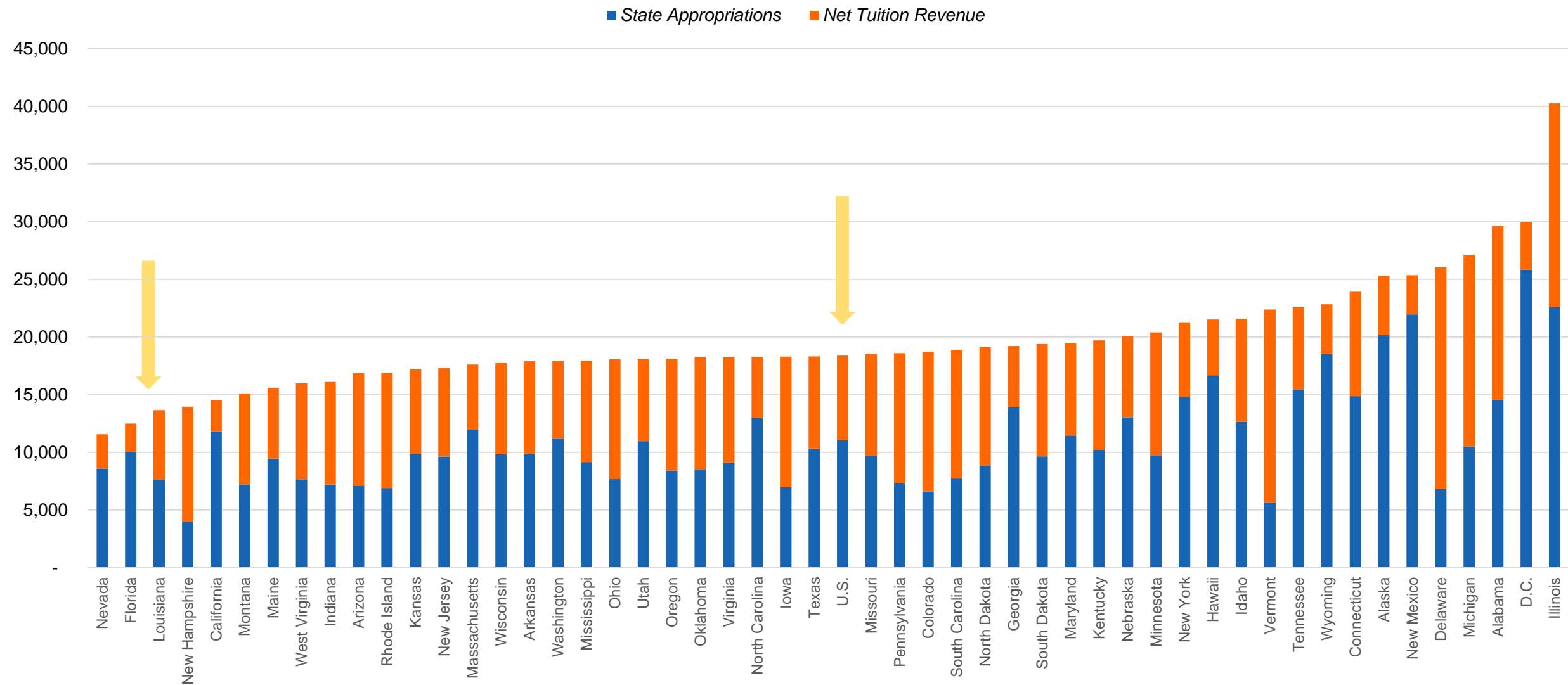
PUBLIC HIED APPROPRIATIONS PER FTE STUDENT

Percent Change from FY 2018-2023



Source: State Higher Education Executive Officers (SHEEO) - 2023

HIED FUNDING PER FTE STUDENT

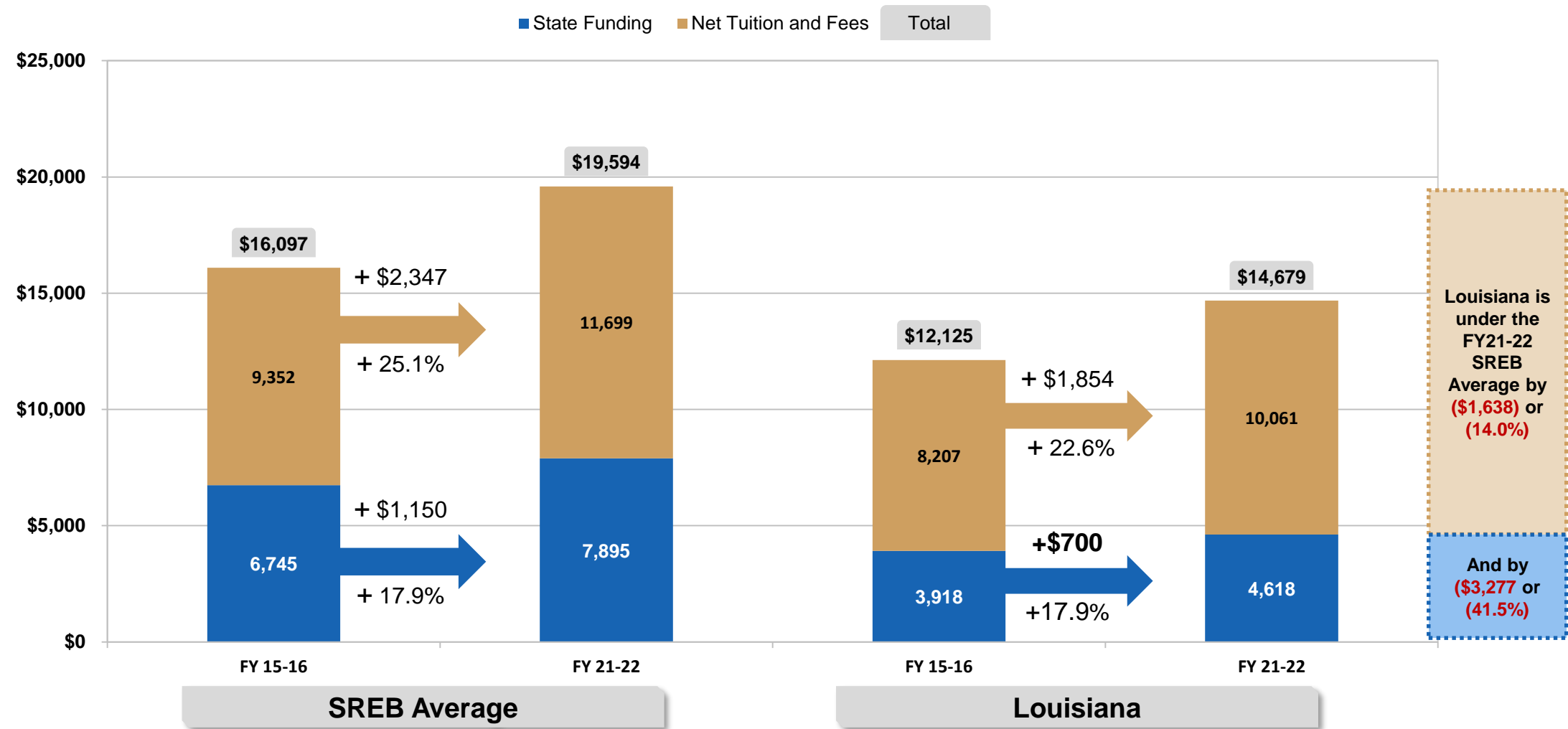


• Includes State Appropriations for financial aid programs
• Net Tuition Revenue includes student fees

Source: State Higher Education Executive Officers (SHEEO) - 2023

FUNDING PER FULL-TIME-EQUIVALENT STUDENT

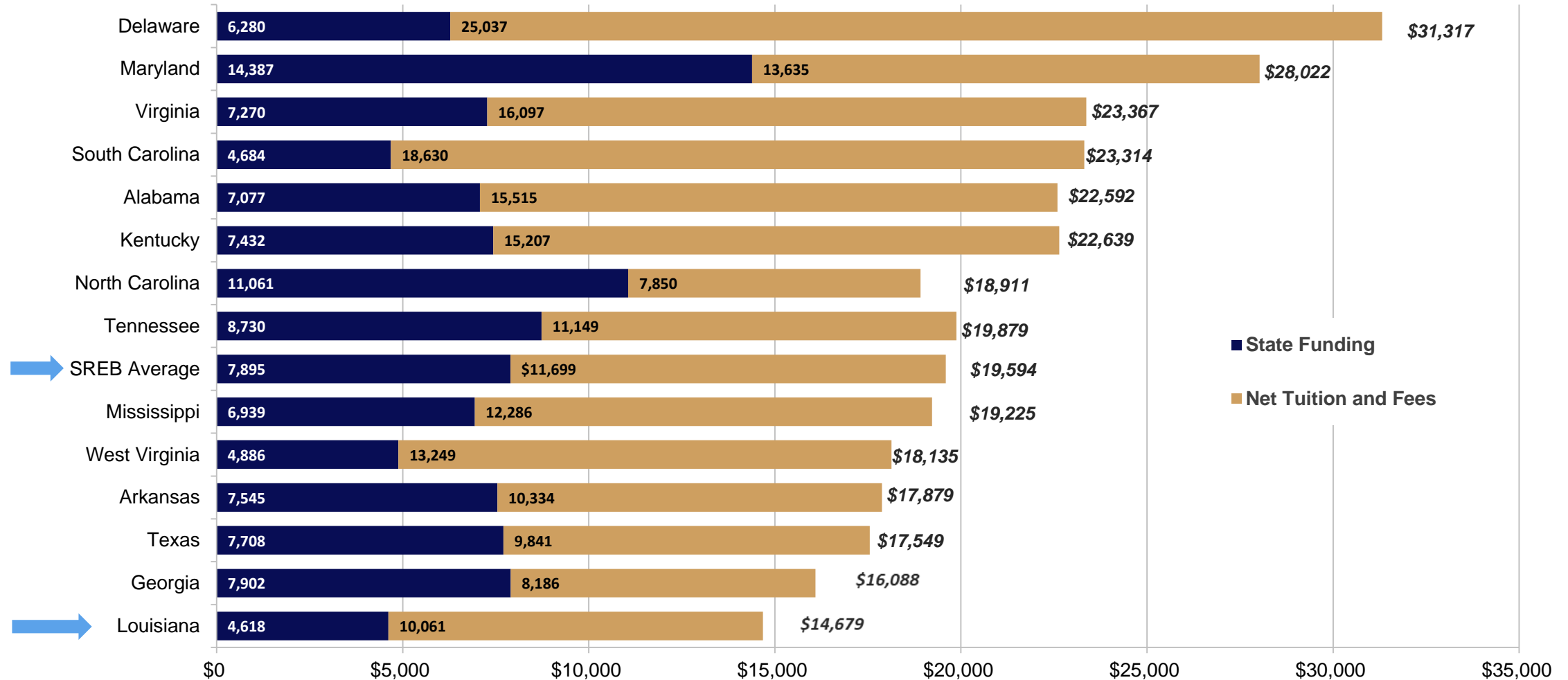
Four-Year Institutions



Source: Southern Regional Education Board (SREB) October 2023

FUNDING PER FULL-TIME-EQUIVALENT STUDENT

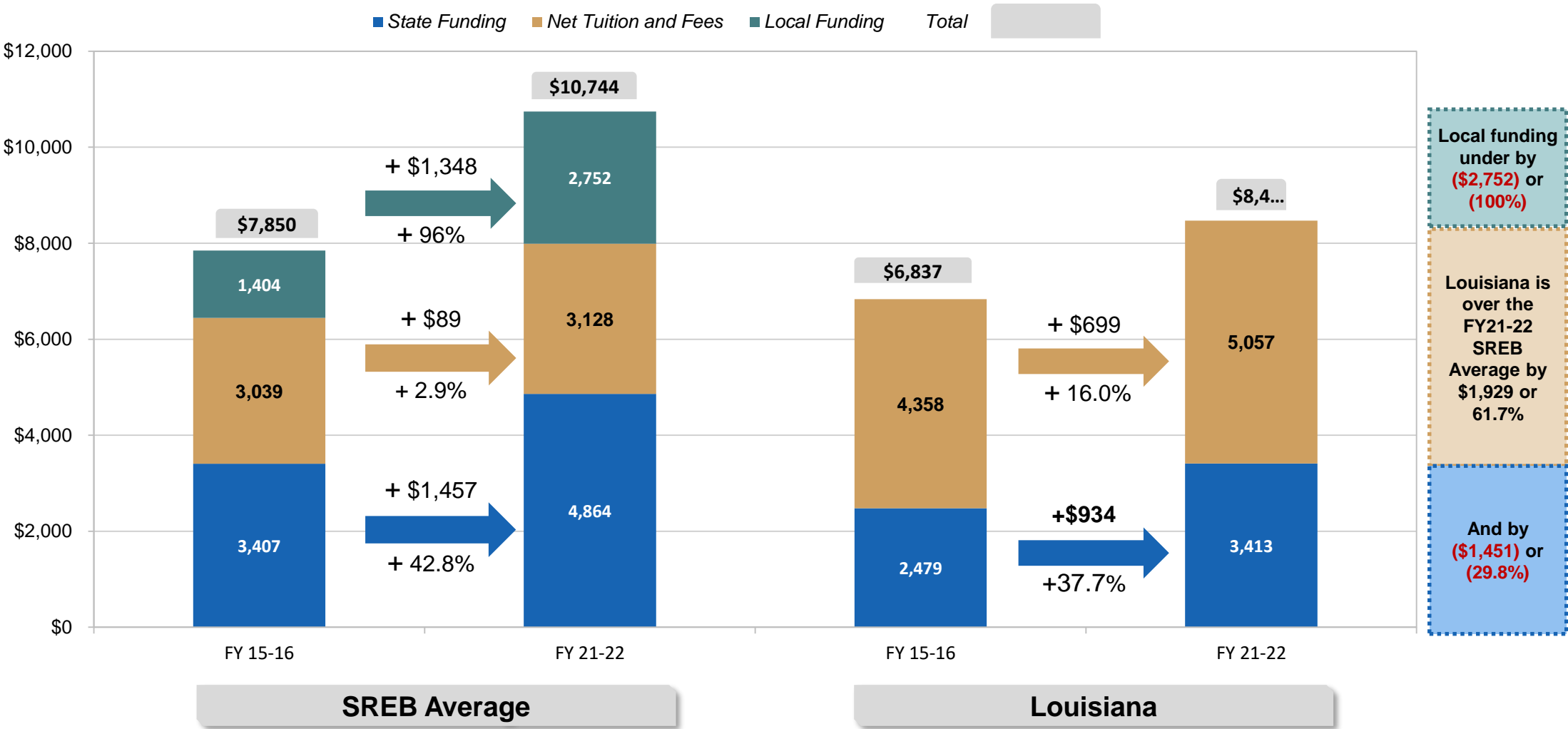
Four-Year Institutions



Source: Southern Regional Education Board (SREB) – Funds for Education & General Operations Per Full-Time-Equivalent Student 2020-21 (October 2023), Florida and Oklahoma not included in report

FUNDING PER FULL-TIME-EQUIVALENT STUDENT

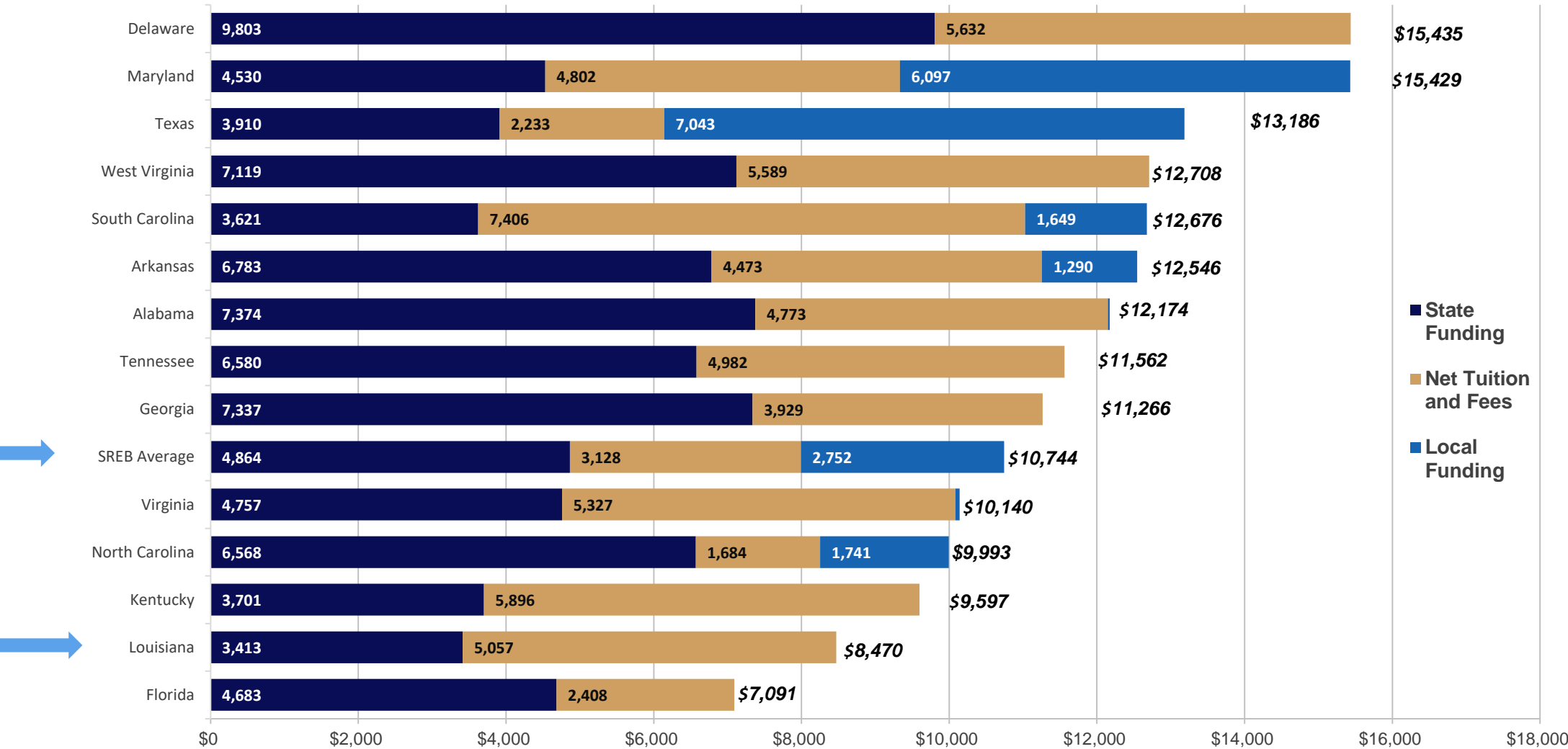
Two-Year Institutions



Source: Southern Regional Education Board (SREB) October 2023

FUNDING PER FULL-TIME-EQUIVALENT STUDENT

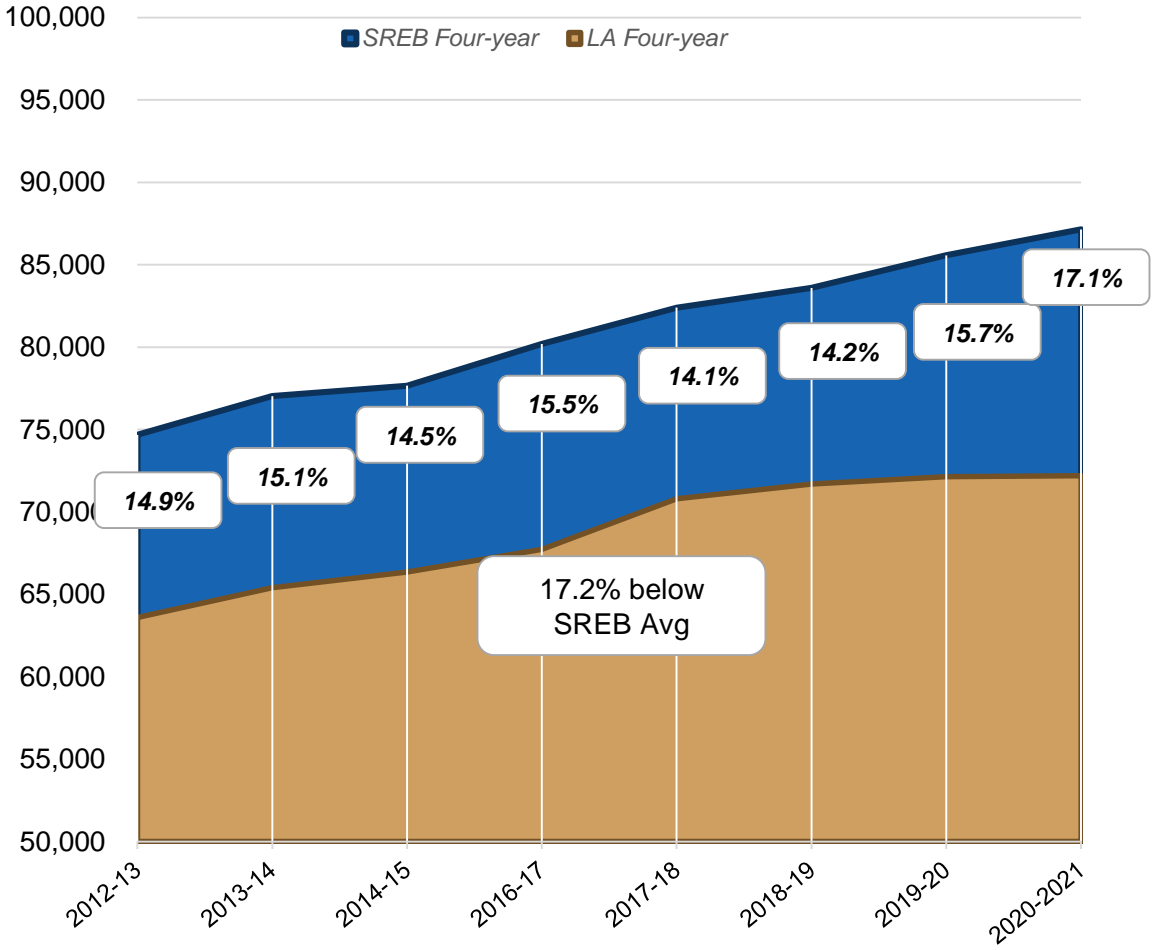
Two-Year Institutions



Source: Southern Regional Education Board (SREB) – Funds for Education & General Operations Per Full-Time-Equivalent Student 2021-22 (October 2023), Mississippi and Oklahoma not included in report

FACULTY PAY COMPARED

Four-Year Institutions



2020-21 Comparison

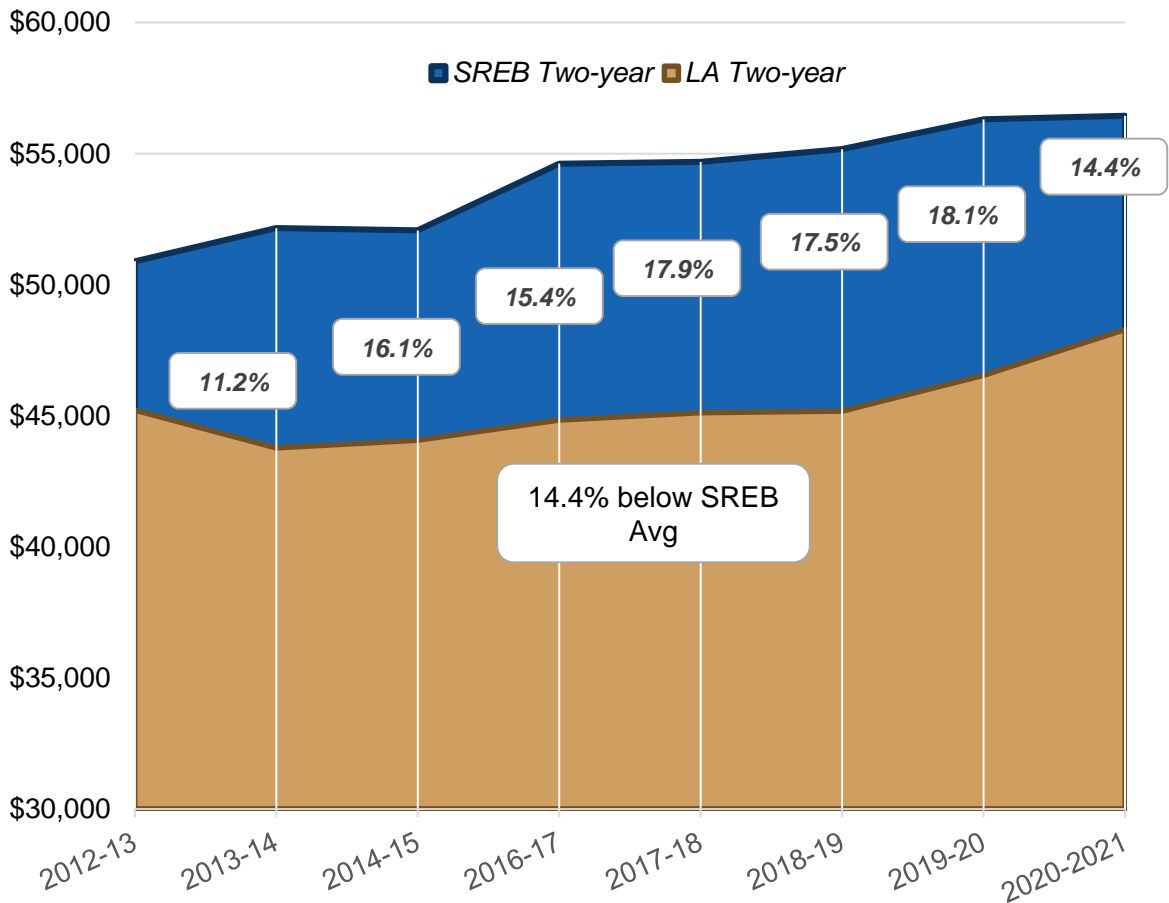
Rank	SREB State	4-Yr Avg
1	Delaware	\$112,828
2	Virginia	\$97,517
3	Florida	\$95,871
4	Maryland	\$95,052
5	Texas	\$92,157
6	North Carolina	\$87,306
Average		\$87,148
7	Alabama	\$84,673
8	South Carolina	\$84,469
9	Georgia	\$82,127
10	Tennessee	\$82,099
11	West Virginia	\$78,730
12	Oklahoma	\$77,080
13	Kentucky	\$76,231
14	Mississippi	\$74,572
15	Arkansas	\$73,510
16	Louisiana	\$72,195

\$14,953
Below the
average

Source: Southern Regional Education Board – 9 Month Equivalent Average Salaries of Full-time Faculty (April 2023); no data available for 2015-16

FACULTY PAY COMPARED

Two-Year Institutions



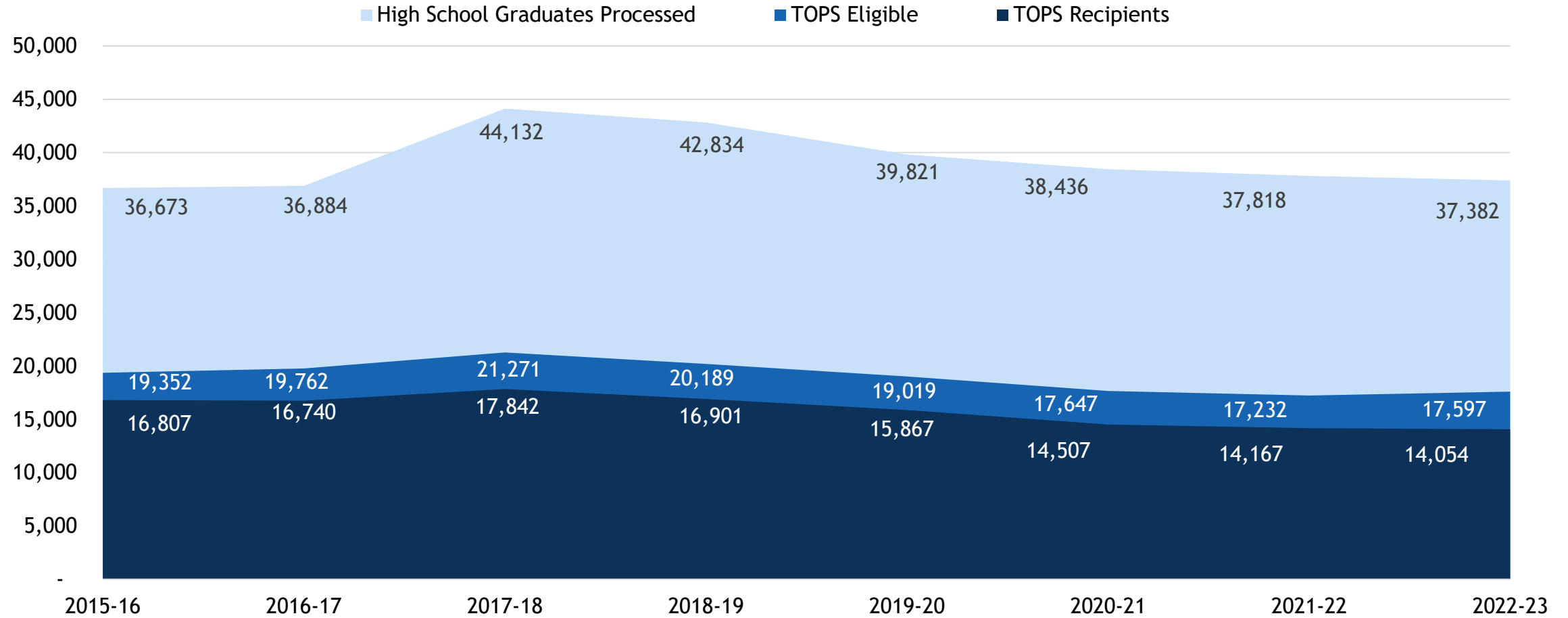
2020-21 Comparison

Rank	SREB State	2-Yr Avg
1	Maryland	\$69,100
2	Delaware	\$65,828
3	Virginia	\$65,531
4	Alabama	\$61,574
5	Texas	\$59,917
6	Florida	\$57,942
Average		\$56,438
7	Tennessee	\$54,630
8	Kentucky	\$51,745
9	West Virginia	\$51,386
10	Oklahoma	\$51,066
11	North Carolina	\$50,335
12	South Carolina	\$50,189
13	Mississippi	\$49,864
14	Louisiana	\$48,287
15	Georgia	\$47,935
16	Arkansas	\$45,510

\$8,151
Below the
average

TOPS TRENDS

TOPS Eligibility & Acceptance



Source: Louisiana Office of Student Financial Assistance (LOSFA) & Louisiana Department of Education (LDOE). High School Graduate data not yet available for 2024